




GENERAL CATALOGUE


 **PEDROLLO**[®]
the spring of life

 www.famcocorp.com

 E-mail: info@famcocorp.com

 @famco_group

 Tel: ۰۲۱-۴۸۰۰۰۰۴۹

 Fax: ۰۲۱ - ۴۴۹۹۴۶۴۲

تهران، کیلومتر ۲۱ بزرگراه لشگری (جاده مخصوص کرج)

روبروی پالایشگاه نفت پارس، پلاک ۱۲





PERFORMANCE RANGE

- Flow rate up to **400 l/min** (24 m³/h)
- Head up to **27 m**

APPLICATION LIMITS

- **10 m** maximum immersion depth
- Maximum liquid temperature **+40 °C**
- Solids passage:
 - up to **Ø 10 mm** for DC8-DC10-DC15
 - up to **Ø 6 mm** for DC20
 - up to **Ø 3 mm** for DC30
- Suction level:
 - **23 mm** above ground level for DC8-DC10-DC20
 - **15 mm** above ground level for DC15-DC30
- **220 mm** minimum immersion depth for continuous service

CONSTRUCTION AND SAFETY STANDARDS

- Complete with **10 m** long power cable
- Float switch for single-phase versions

EN 60034-1
IEC 60034-1
CEI 2-3



CERTIFICATIONS



INSTALLATION AND USE

DC submersible pumps, made from heavy gauge cast iron offering exceptional sturdiness, abrasion resistance and durability, are suitable for draining **clear or slightly dirty water**. They distinguish themselves for their sturdiness and reliability under automatic operating conditions in fixed installations.

PATENTS - TRADE MARKS - MODELS

- Registered Community Design n° 342159-0016

OPTIONALS AVAILABLE ON REQUEST

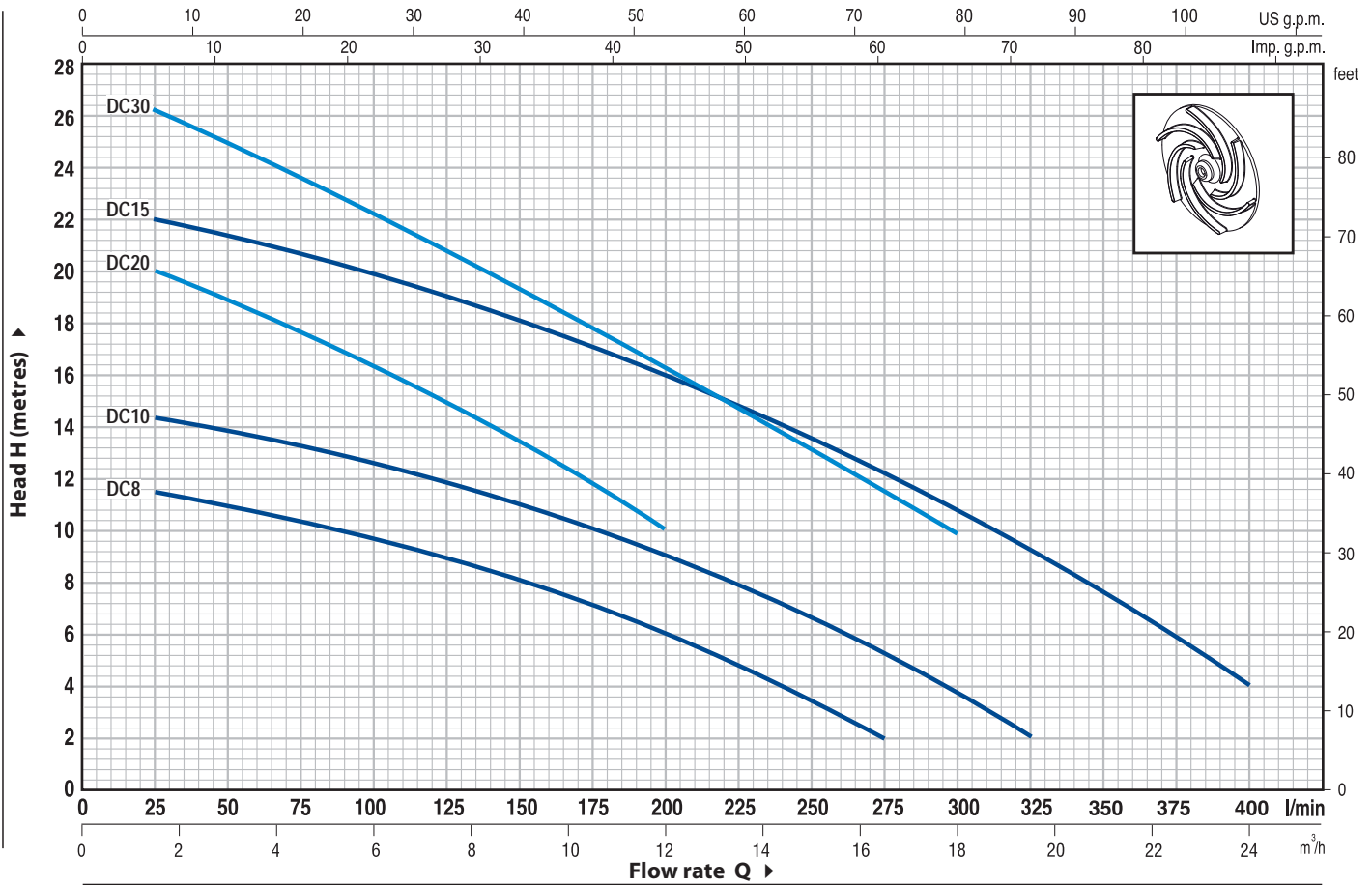
- Single-phase pumps without float switch
- Other voltages or 60 Hz frequency

GUARANTEE

2 years subject to terms and conditions

CURVES AND PERFORMANCE DATA

50 Hz n= 2900 1/min



MODEL		POWER		Q	H metres																		
Single-phase	Three-phase	kW	HP		m³/h	0	1.5	3.0	4.5	6.0	7.5	9.0	10.5	12.0	13.5	15.0	16.5	18.0	19.5	21.0	24.0		
				l/min	0	25	50	75	100	125	150	175	200	225	250	275	300	325	350	400			
DCm 8	-	0.55	0.75		12	11.5	11	10.5	9.8	9	8.2	7.2	6	4.8	3.5	2							
DCm 10	DC 10	0.75	1		15	14.5	14	13.2	12.5	11.8	11	10	9	8	6.8	5.4	3.5	2					
DCm 15	DC 15	1.1	1.5		19.5	19	18.5	18	17.5	16.5	16	15	14	13	11.8	10.5	9.2	8	7	4			
DCm 20	DC 20	0.75	1		21	20	19	17.5	16	15	13.5	12	10										
DCm 30	DC 30	1.1	1.5		27	26	25	23.5	22	21	19.5	18	16	14.5	13	11.5	10						

Q = Flow rate H = Total manometric head

Tolerance of characteristic curves in compliance with EN ISO 9906 App. A.

CONSTRUCTION CHARACTERISTICS

1	PUMP BODY	Cast iron, with threaded port in compliance with ISO 228/1
2	SUCTION FILTER	Stainless steel AISI 304 (with mesh filter for DC30)
3	SUCTION PLATE	Stainless steel AISI 304
4	IMPELLER	Technopolymer open type (closed for D30)
5	MOTOR CASING	Cast iron
6	MOTOR CASING PLATE	Stainless steel AISI 304
7	MOTOR SHAFT	Stainless steel EN 10088-3 - 1.4104

8 SHAFT WITH DOUBLE SEAL AND OIL CHAMBER

Seal	Shaft	Materials		
Model	Diameter	Stationary ring	Rotational ring	Elastomer
MG1-14 SIC	Ø 14 mm	Ceramic	Silicon carbide	NBR

9	LIP SEAL	Ø 15 x Ø 24 x H 5 mm for DC8, DC10, DC 20 Ø 16 x Ø 24 x H 5 mm for DC15, DC30
---	----------	--

10	BEARINGS	6203 ZZ / 6203 ZZ
----	----------	-------------------

11 CAPACITOR

Pump	Capacitance	
Single-phase	(230 V or 240 V)	(110 V)
DCm8		
DCm10	20 µF 450 VL	30 µF 250 VL
DCm20		
DCm15	25 µF 450 VL	-
DCm30		

12 ELECTRIC MOTOR

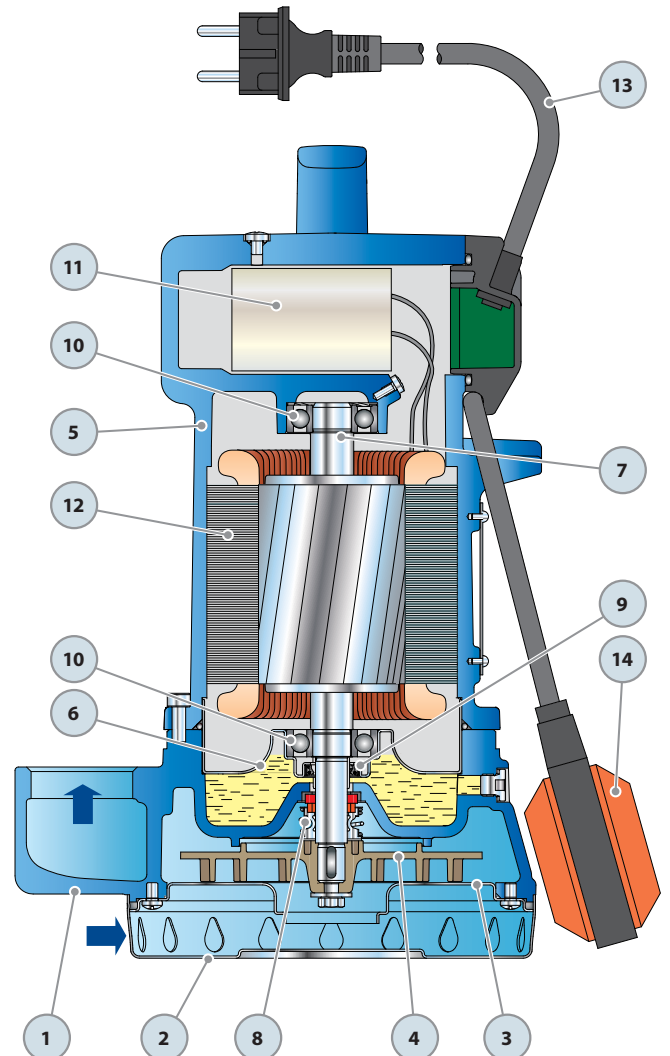
- Single-phase 230 V - 50 Hz
with thermal overload protector built-in to the winding
- Three-phase 400 V - 50 Hz
- Insulation: F class
- Protection: IP 68

13 POWER CABLE

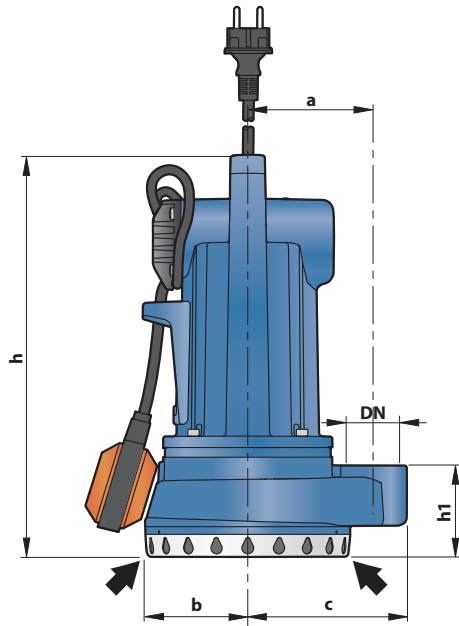
10 metre long "H07 RN-F" cable
(with Schuko plug on single-phase versions only)

14 FLOAT SWITCH

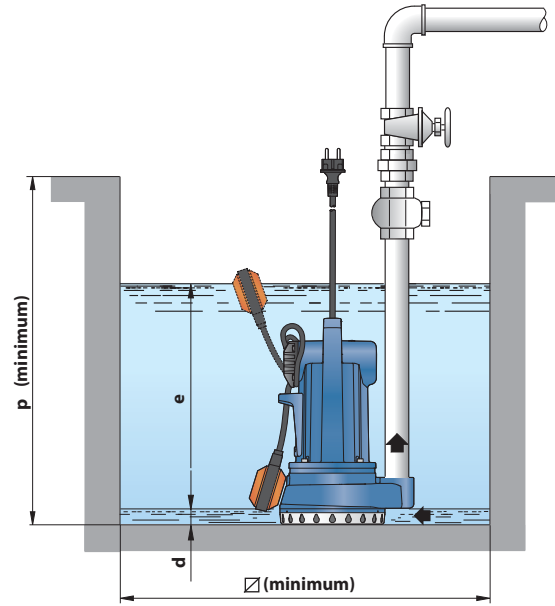
(only for single-phase versions)



DIMENSIONS AND WEIGHT



Typical installation



MODEL		PORT	DIMENSIONS mm									kg	
Single-phase	Three-phase	DN	a	b	c	h	h1	d	e	p	∅	1~	3~
DCm 8	-	1½"	105	92	136	329	72	23	variable	500	500	18.6	-
DCm 10	DC 10				19.5							17.9	
DCm 15	DC 15		110		140	348	85	15				21.6	19.9
DCm 20	DC 20		105		136	329	72	23				19.5	17.9
DCm 30	DC 30		110		140	348	85	15				21.5	19.9

ABSORPTION

MODEL	VOLTAGE (single-phase)		
	230 V	240 V	110 V
Single-phase	230 V	240 V	110 V
DCm 8	3.4 A	3.4 A	6.9 A
DCm 10	5.2 A	5.2 A	10.5 A
DCm 15	7.9 A	7.9 A	-
DCm 20	5.4 A	5.4 A	11.0 A
DCm 30	7.2 A	7.2 A	-

MODEL	VOLTAGE (three-phase)			
	230 V	400 V	240 V	415 V
Three-phase	230 V	400 V	240 V	415 V
DC 10	3.6 A	2.1 A	3.6 A	2.1 A
DC 15	6.1 A	3.5 A	6.1 A	3.5 A
DC 20	3.6 A	2.1 A	3.6 A	2.1 A
DC 30	6.1 A	3.5 A	6.1 A	3.5 A

www.famcocorp.com

Tel: ۰۲۱-۴۸۰۰۰۰۴۹

تهران، کیلومتر ۲۱ بزرگراه لشگری (جاده مخصوص کرج)

E-mail: info@famcocorp.com

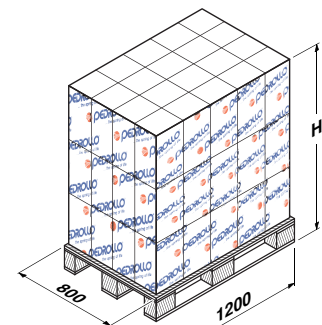
Fax: ۰۲۱-۴۴۹۹۴۶۴۲

روبروی پالایشگاه نفت پارس، پلاک ۱۲

@famco_group

PALLETIZATION

MODEL		GROUPAGE			CONTAINER				
Single-phase	Three-phase	n° pumps	H (mm)	kg	n° pumps	H (mm)	kg		
				1~	3~		1~	3~	
DCm 8	-	45	1388	854	-	60	1804	1133	-
DCm 10	DC 10	45	1388	894	824	60	1804	1187	1093
DCm 15	DC 15	45	1388	987	913	60	1804	1310	1211
DCm 20	DC 20	45	1388	895	824	60	1804	1187	1093
DCm 30	DC 30	45	1388	985	910	60	1804	1308	1208



www.famcocorp.com

Tel: ۰۲۱-۴۸۰۰۰۰۴۹

تهران، کیلومتر ۲۱ بزرگراه لشگری (جاده مخصوص کرج)

E-mail: info@famcocorp.com

Fax: ۰۲۱-۴۴۹۹۴۶۴۲

@famco_group

روبروی پالایشگاه نفت پارس، پلاک ۱۲