



GENERAL CATALOGUE

 **PEDROLLO**[®]
... the spring of life



PEDROLLO S.p.A.

Via Enrico Fermi 7

37047 San Bonifacio (Verona) ITALY

paid-up capital € 40.000.000,00

Tel. +39 045 6136311

Fax +39 045 7614663

e-mail: sales@pedrollo.com

www.pedrollo.com



PERFORMANCE RANGE

- Flow rate up to **300 l/min** (18 m³/h)
- Head up to **20 m**

APPLICATION LIMITS

- **10 m** maximum immersion depth
- Maximum liquid temperature **+50 °C**
(Maximum liquid temperature +90 °C for a maximum of 3 minutes intermittent service)
- Passage of suspended solids up to **Ø 10 mm**
- Suction level:
 - **14 mm** above ground level for RX 1-2-3
 - **25 mm** above ground level for RX 4-5
- Continuous service **S1**

CONSTRUCTION AND SAFETY STANDARDS

Complete with:

- **5 m** long power cable for RX1-2-3
- **10 m** long power cable for RX 4-5
- float switch for single-phase versions

EN 60335-1
IEC 60335-1
CEI 61-150

EN 60034-1
IEC 60034-1
CEI 2-3



CERTIFICATIONS



INSTALLATION AND USE

The **RX** series pumps are suitable for use with **clear water** that does not contain abrasive particles.

As a result of the design solutions that have been adopted, such as the complete cooling of the motor and the shaft with double seal, these pumps are easy to use and reliable.

They are suitable for use in fixed installations and applications such as draining small flooded areas (rooms, cellars, garages) in the event of an emergency, for the disposal of waste water in the home (from dishwashers, washing machines) and for emptying drainage traps.

PATENTS - TRADE MARKS - MODELS

- Registered Community Design n° 342159-0013 (RX 1-2-3)

OPTIONALS AVAILABLE ON REQUEST

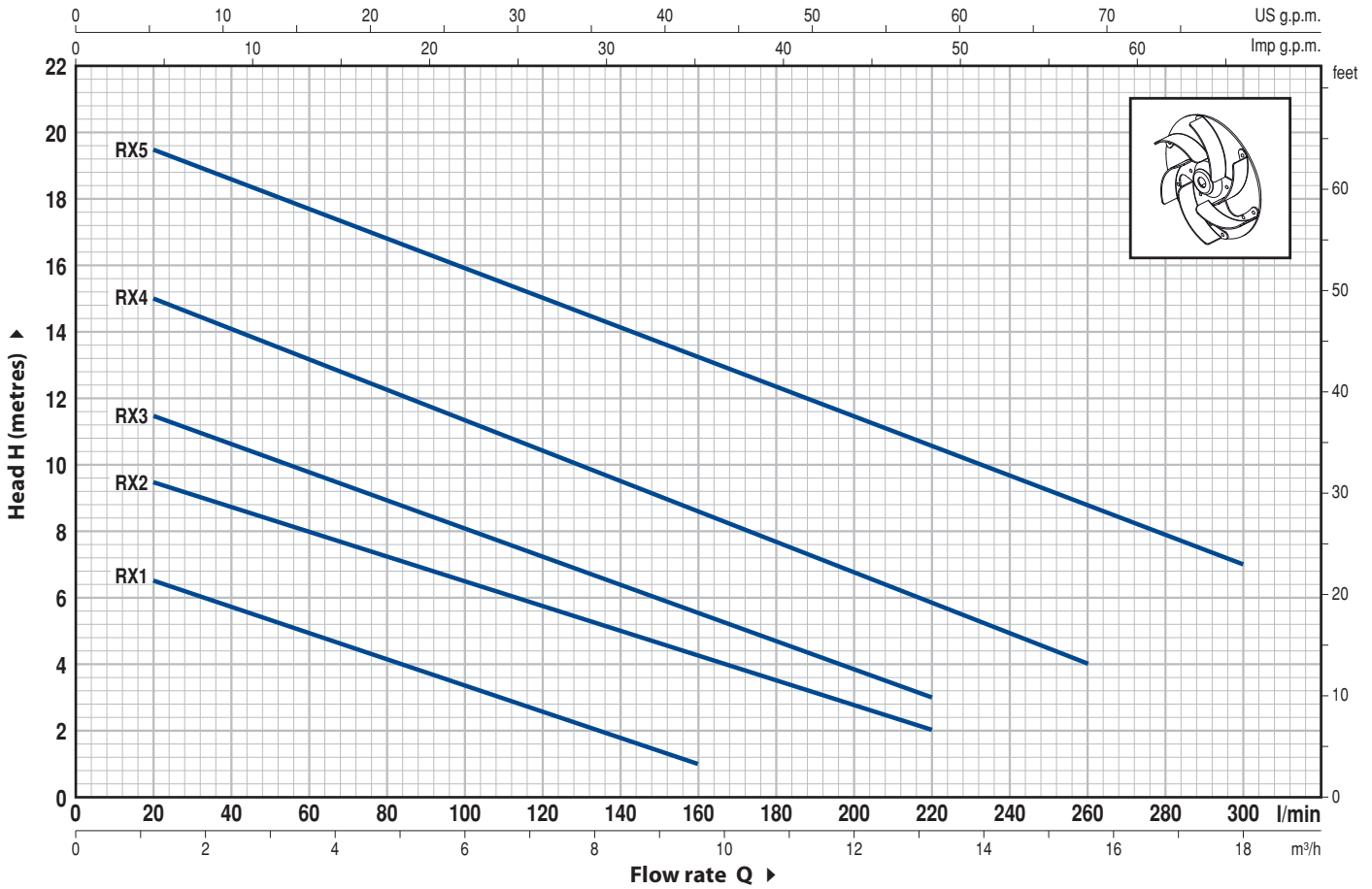
- Special mechanical seal
- RX 1-2-3 pumps with a **10 m** long power cable.
 - ➔ N.B. Standard EN 60335-2-41 states that the power cable must be 10 m long for outdoor applications
- Single-phase pumps without float switch
- Other voltages or 60 Hz frequency

GUARANTEE

2 years subject to terms and conditions

CHARACTERISTIC CURVES AND PERFORMANCE DATA

50 Hz n= 2900 1/min

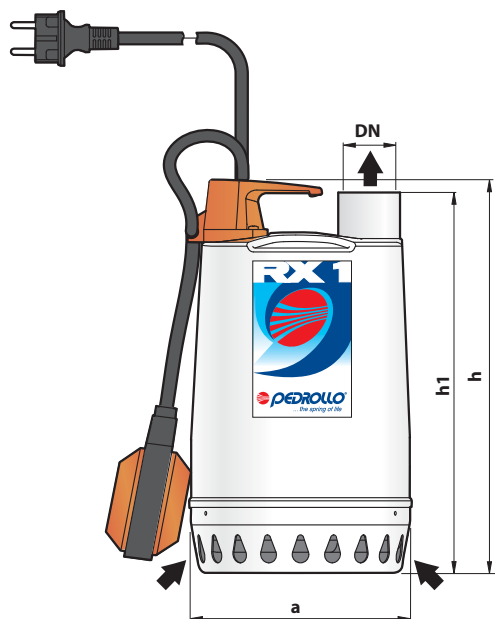


MODEL		POWER		Q	Flow rate													
Single-phase	Three-phase	kW	HP		m³/h	0	1.2	3.6	6.0	8.4	9.6	12.0	13.2	15.6	18.0			
				l/min	0	20	60	100	140	160	200	220	260	300				
RXm 1	-	0.25	0.33	H metres	7.5	6.5	5	3.5	2	1								
RXm 2	-	0.37	0.50		10	9.5	8	6.5	5	4.5	2.5	2						
RXm 3	-	0.55	0.75		12	11.5	9.5	8	6.5	5.5	3.5	3						
RXm 4	RX 4	0.75	1		16	15	13	11	9.5	8.5	6.5	5.5	4					
RXm 5	RX 5	1.1	1.5		20	19.5	17.5	16	14	13	11	10.5	8.5	7				

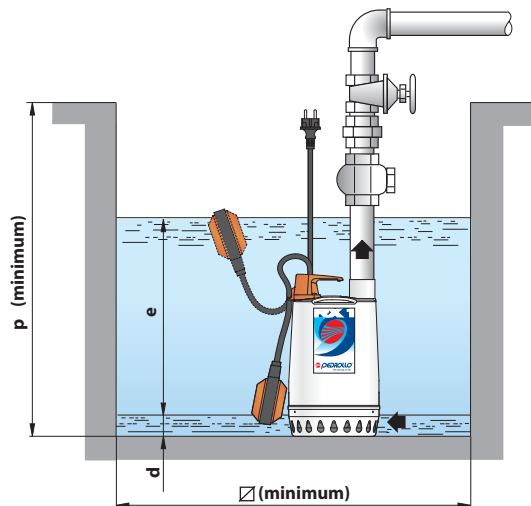
Q = Flow rate H = Total manometric head

Tolerance of characteristic curves in compliance with EN ISO 9906 App. A.

DIMENSIONS AND WEIGHT



Typical installation



MODEL	PORT DN	DIMENSIONS mm							kg
		a	h	h1	d	e	p	Ø	
Single-phase									
RXm 1	1 1/4"	147	255	247	14	variable	350	350	4.7
RXm 2			285	277					5.8
RXm 3									7.4

ABSORPTION

MODEL	VOLTAGE (single-phase)		
	230 V	240 V	110 V
Single-phase			
RXm 1	1.3 A	1.3 A	3.0 A
RXm 2	2.0 A	2.0 A	5.3 A
RXm 3	3.6 A	3.6 A	7.5 A

www.famcocorp.com

E-mail: info@famcocorp.com

@famco_group

Tel: ۰۲۱-۴۸۰۰۰۰۴۹

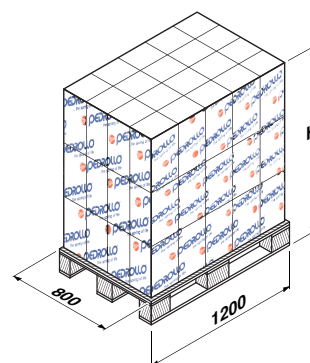
Fax: ۰۲۱-۴۴۹۹۴۶۴۲

تهران، کیلومتر ۲۱ بزرگراه لشگری (جاده مخصوص کرج)

روبروی پالایشگاه نفت پارس، پلاک ۱۲

PALLETIZATION

MODEL	GROUPAGE			CONTAINER		
	n° pumps	H (mm)	kg	n° pumps	H (mm)	kg
Single-phase						
RXm 1	96	1320	467	162	2131	776
RXm 2	96	1320	573	162	2131	955
RXm 3	96	1360	727	144	1970	1083



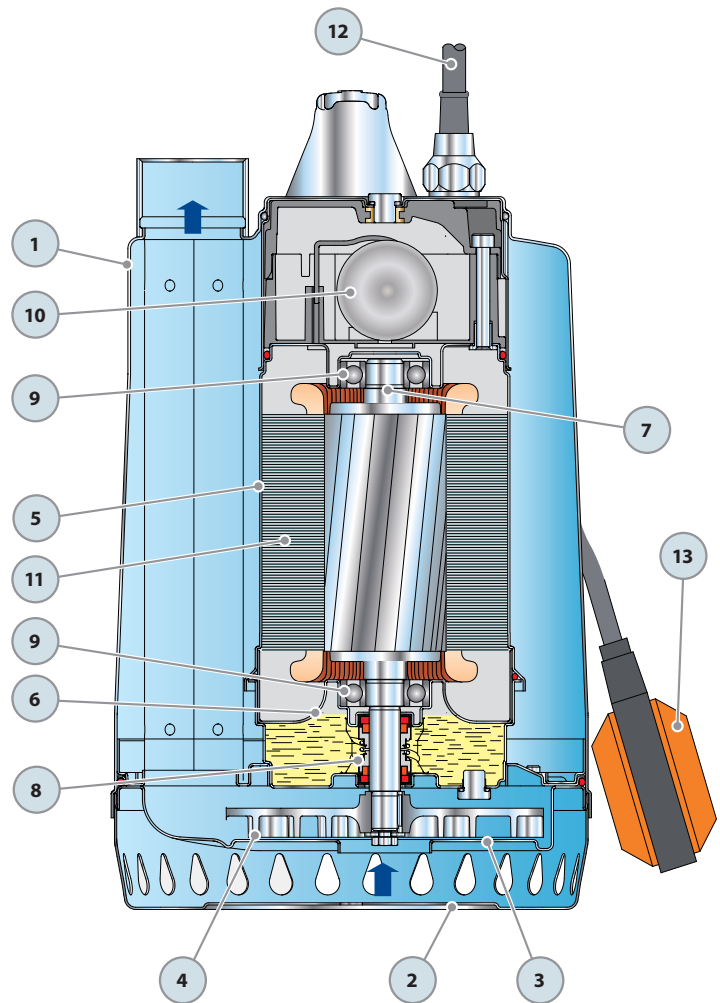
POS.	COMPONENT	CONSTRUCTION CHARACTERISTICS	
1	PUMP BODY	Stainless steel AISI 304, with threaded port in compliance with ISO 228/1	
2	SUCTION FILTER	Stainless steel AISI 304	
3	SUCTION PLATE	Stainless steel AISI 304	
4	IMPELLER	Stainless steel AISI 304	
5	MOTOR CASING	Stainless steel AISI 304	
6	MOTOR CASING PLATE	Stainless steel AISI 304	
7	MOTOR SHAFT	Stainless steel EN 10088-3 - 1.4104	
8	SHAFT WITH DOUBLE MECHANICAL SEAL SEPARATED BY AN OIL CHAMBER		
	Seal	Shaft	Materials
	<i>Model</i>	<i>Diameter</i>	<i>Stationary ring</i> <i>Rotational ring</i> <i>Elastomer</i>
	MG1-14D SIC	Ø 14 mm	Silicon carbide Silicon carbide NBR

9	BEARINGS	6203 ZZ / 6203 ZZ
10	CAPACITOR	
	Pump	Capacitance
	<i>Single-phase</i>	<i>(230 V or 240 V)</i> <i>(110 V)</i>
	RXm 4	20 µF 450 VL 30 µF 250 VL
	RXm 5	25 µF 450 VL -

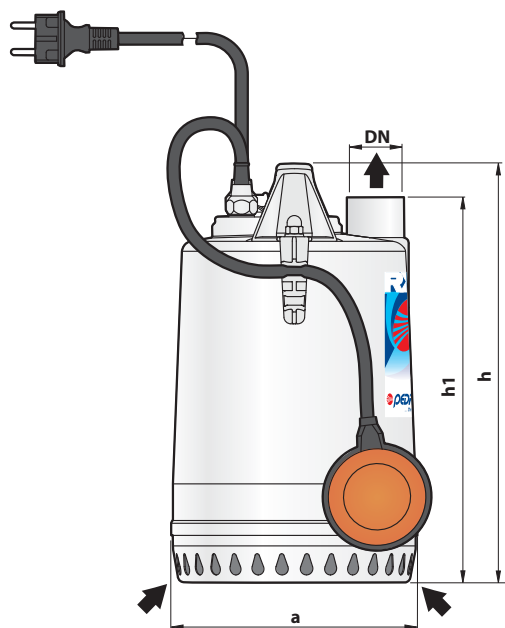
11	ELECTRIC MOTOR
	- Single-phase 230 V - 50 Hz with thermal overload protector built-in to the winding
	- Three-phase 400 V - 50 Hz
	- Insulation: F class
	- Protection: IP 68

12	POWER CABLE
	10 metre long "H07 RN-F" cable (with Schuko plug on single-phase versions only)

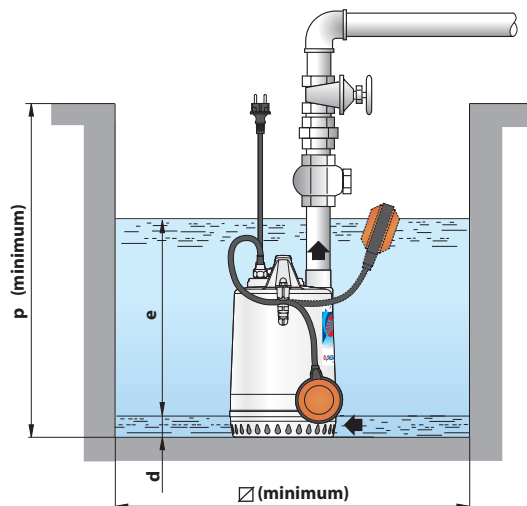
13	FLOAT SWITCH
	(only for single-phase versions)



DIMENSIONS AND WEIGHT



Typical installation



MODEL		PORT	DIMENSIONS mm							kg	
Single-phase	Three-phase	DN	a	h	h1	d	e	p	Ø	1~	3~
RXm 4	RX 4	1½"	220	367	336	25	variable	500	500	12.7	11.9
RXm 5	RX 5									13.7	12.7

ABSORPTION

MODEL	VOLTAGE (single-phase)		
Single-phase	230 V	240 V	110 V
RXm 4	5.4 A	5.4 A	11.0 A
RXm 5	7.5 A	7.5 A	-

MODEL	VOLTAGE (three-phase)			
Three-phase	230 V	400 V	240 V	415 V
RX 4	3.6 A	2.1 A	3.6 A	2.1 A
RX 5	6.0 A	3.5 A	6.0 A	3.5 A

www.famcocorp.com

E-mail: info@famcocorp.com

@famco_group

Tel: ۰۲۱-۴۸۰۰۰۰۴۹

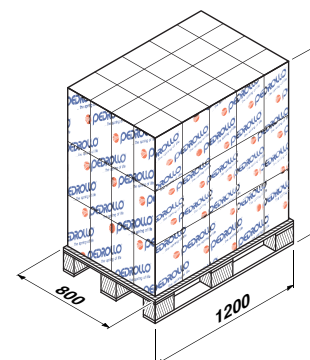
Fax: ۰۲۱-۴۴۹۹۴۶۴۲

تهران: کیلومتر ۲۱ بزرگراه لشکری (جاده مخصوص کرج)

روبروی پالایشگاه نفت پارس، پلاک ۱۲

PALLETIZATION

MODEL		GROUPAGE			CONTAINER				
Single-phase	Three-phase	n° pumps	H (mm)	kg	n° pumps	H (mm)	kg		
				1~	3~			1~	3~
RXm 4	RX 4	45	1388	589	553	60	1804	779	731
RXm 5	RX 5	45	1388	634	589	60	1804	839	779



RX 2-3-4-5 "VORTEX" FAMCO

Submersible pumps

for dirty water

هایپر صنعت



PERFORMANCE RANGE

- Flow rate up to **380 l/min** (22.8 m³/h)
- Head up to **13 m**

APPLICATION LIMITS

- **10 m** maximum immersion depth
- Maximum liquid temperature **+50 °C**
(Maximum liquid temperature +90 °C for a maximum of 3 minutes intermittent service)
- Solids passage:
 - up to **Ø 20 mm** for RX 2/20, RX 3/20
 - up to **Ø 40 mm** for RX 4/40, RX 5/40
- Suction level:
 - **25 mm** above ground level for RX 2/20, RX 3/20
 - **50 mm** above ground level for RX 4/40, RX 5/40
- Continuous service **S1**

CONSTRUCTION AND SAFETY STANDARDS

Complete with:

- **5 m** long power cable for RX 2/20, RX 3/20
- **10 m** long power cable for RX 4/40, RX 5/40
- float switch for single-phase versions

EN 60335-1
IEC 60335-1
CEI 61-150

EN 60034-1
IEC 60034-1
CEI 2-3



CERTIFICATIONS



AM30



VspTECT-003

INSTALLATION AND USE

The **RX-VORTEX** series pumps are suitable for use with **dirty water**. The design solutions that have been adopted, such as the complete cooling of the motor, guarantee the reliability of the pump. They are suitable for use in domestic applications such as for discharging dirty water containing suspended solids.

PATENTS - TRADE MARKS - MODELS

- Registered Community Design n° 342159-0013

OPTIONALS AVAILABLE ON REQUEST

- Special mechanical seal
- Pumps with a **10 m** long power cable
 - N.B. Standard EN 60335-2-41 states that the power cable must be 10 m long for outdoor applications
- Single-phase pumps without float switch
- Other voltages or 60 Hz frequency

GUARANTEE

2 years subject to terms and conditions

www.famcocorp.com

E-mail: info@famcocorp.com

@famco_group

Tel: +91-48000049

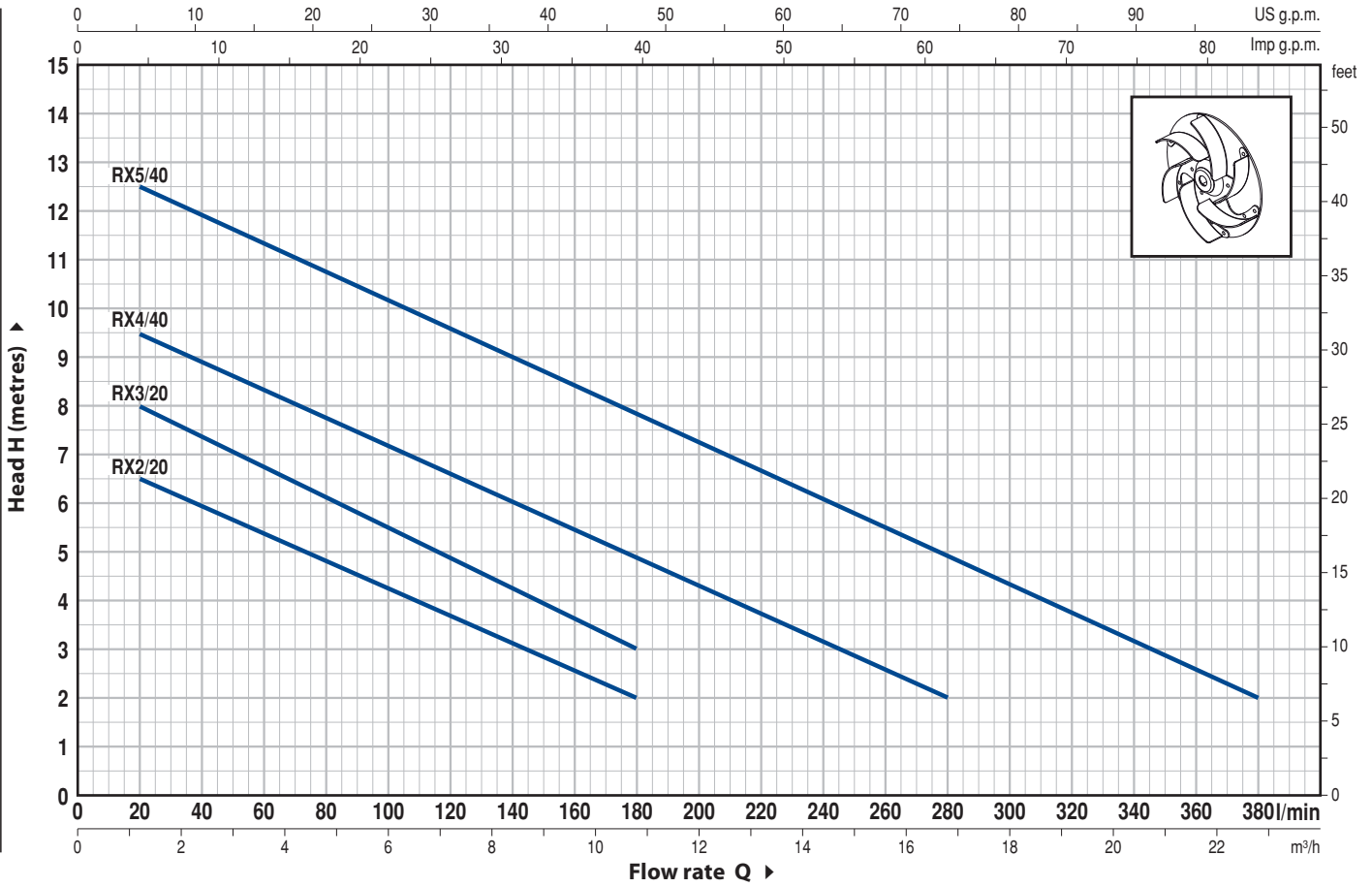
Fax: +91-44994642

تهران، کیلومتر ۲۱ بزرگراه لشگری (جاده مخصوص کرج)

روبروی پالایشگاه نفت پارس، پلاک ۱۲

CHARACTERISTIC CURVES AND PERFORMANCE DATA

50 Hz n= 2900 1/min

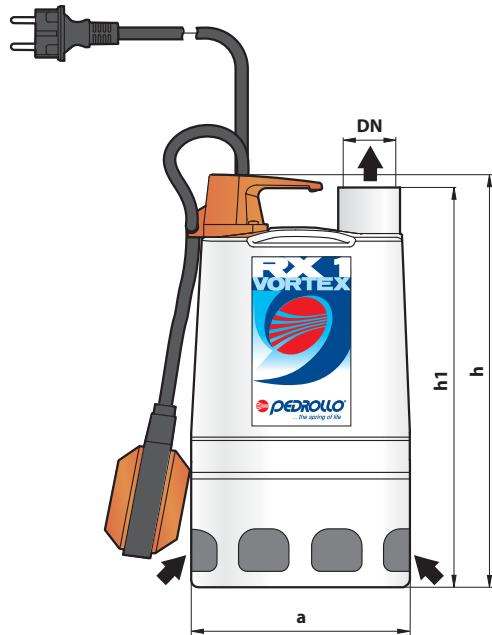


MODEL		POWER		Q	H metres																	
Single-phase	Three-phase	kW	HP		m³/h	0	1.2	2.4	3.6	4.8	6	7.2	8.4	9.6	10.8	13.2	16.8	20.4	22.8			
				l/min	0	20	40	60	80	100	120	140	160	180	220	280	340	380				
RXm 2/20	-	0.37	0.50		7	6.5	6	5.4	4.8	4.3	3.7	3.1	2.5	2								
RXm 3/20	-	0.55	0.75		9	8	7.5	6.5	6	5.5	4.7	4.2	3	3								
RXm 4/40	RX 4/40	0.75	1		10	9.5	8.7	8.5	7.7	7	6.5	6	5.5	4.7	3.7	2						
RXm 5/40	RX 5/40	1.1	1.5		13	12.5	12	11.5	10.7	10	9.5	9	8.3	7.7	6.5	5	3	2				

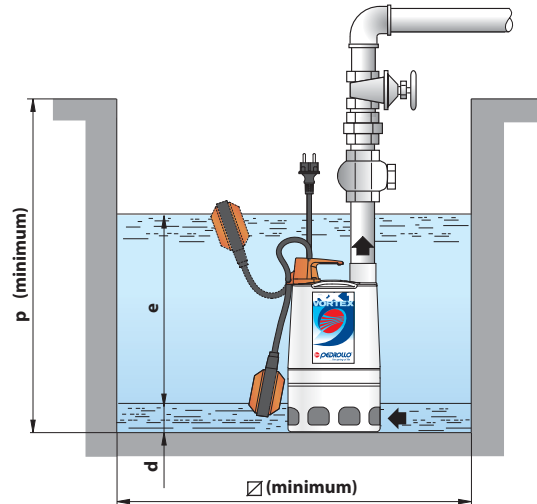
Q = Flow rate H = Total manometric head

Tolerance of characteristic curves in compliance with EN ISO 9906 App. A.

DIMENSIONS AND WEIGHT



Typical installation



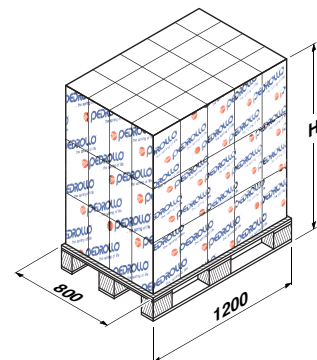
MODEL	PORT	DIMENSIONS mm							kg
		a	h	h1	d	e	p	□	
Single-phase	DN								
RXm 2/20	1 1/4"	147	290	278	25	variable	350	350	6.1
RXm 3/20			320	308					7.85

ABSORPTION

MODEL	VOLTAGE (single-phase)		
	230 V	240 V	110 V
Single-phase			
RXm 2/20	2.6 A	2.6 A	6.5 A
RXm 3/20	3.2 A	3.2 A	7.5 A

PALLETIZATION

MODEL	GROUPAGE			CONTAINER		
	n° pumps	H (mm)	kg	n° pumps	H (mm)	kg
Single-phase						
RXm 2/20	96	1500	607	144	2180	902
RXm 3/20	60	1310	488	100	2090	802



تهران، کیلومتر ۲۱ بزرگراه لشگری (جاده مخصوص کرج)
روبروی پالایشگاه نفت پارس، پلاک ۱۲

POS.	COMPONENT	CONSTRUCTION CHARACTERISTICS
1	PUMP BODY	Stainless steel AISI 304, with threaded port in compliance with ISO 228/1
2	SUCTION FILTER	Stainless steel AISI 304
3	SUCTION PLATE	Stainless steel AISI 304
4	IMPELLER	Stainless steel AISI 304 VORTEX type
5	MOTOR CASING	Stainless steel AISI 304
6	MOTOR CASING PLATE	Stainless steel AISI 304
7	MOTOR SHAFT	Stainless steel EN 10088-3 - 1.4104

8 SHAFT WITH DOUBLE MECHANICAL SEAL SEPARATED BY AN OIL CHAMBER

Seal Model	Shaft Diameter	Materials		
		Stationary ring	Rotational ring	Elastomer
MG1-14D SIC	Ø 14 mm	Silicon carbide	Silicon carbide	NBR

9 BEARINGS 6203 ZZ / 6203 ZZ

10 CAPACITOR

Pump	Capacitance	
Single-phase	(230 V or 240 V)	(110 V)
RXm 4/40	20 µF 450 VL	30 µF 250 VL
RXm 5/40	25 µF 450 VL	-

11 ELECTRIC MOTOR

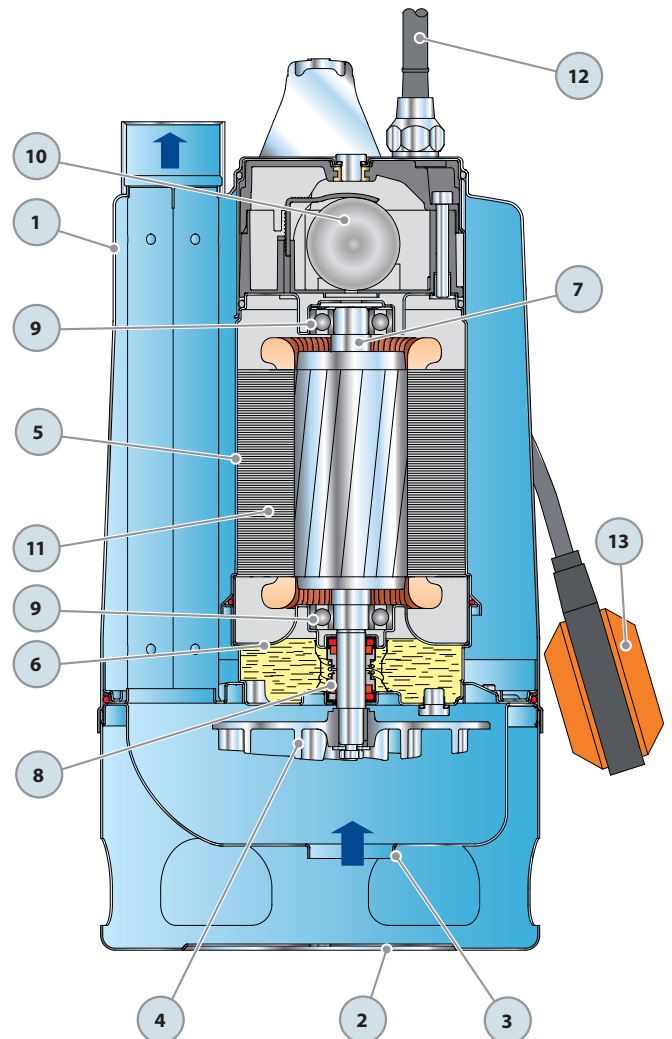
- Single-phase 230 V - 50 Hz with thermal overload protector built-in to the winding
- Three-phase 400 V - 50 Hz
- Insulation: F class
- Protection: IP 68

12 POWER CABLE

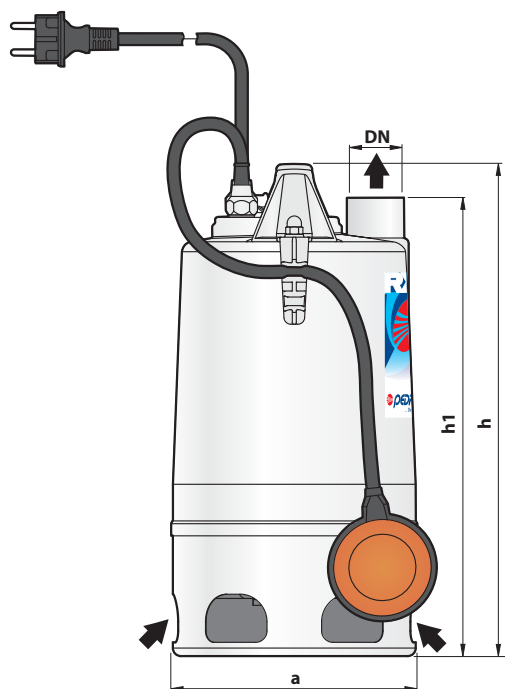
10 metre long "H07 RN-F" cable (with Schuko plug on single-phase versions only)

13 FLOAT SWITCH

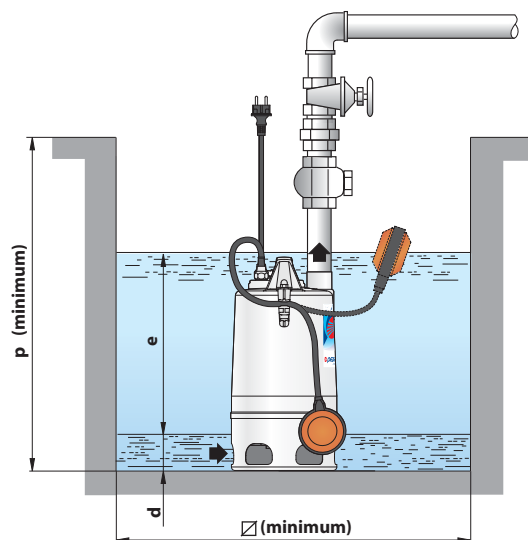
(only for single-phase versions)



DIMENSIONS AND WEIGHT



Typical installation



MODEL		PORT	DIMENSIONS mm							kg	
Single-phase	Three-phase	DN	a	h	h1	d	e	p	Ø	1~	3~
RXm 4/40	RX 4/40	1½"	220	430	400	50	variable	500	500	13.0	12.2
RXm 5/40	RX 5/40									14.0	13.0

ABSORPTION

MODEL	VOLTAGE (single-phase)		
	230 V	240 V	110 V
RXm 4/40	5.2 A	5.2 A	10.5 A
RXm 5/40	6.5 A	6.5 A	-

MODEL	VOLTAGE (three-phase)			
	230 V	400 V	240 V	415 V
RX 4/40	3.6 A	2.1 A	3.6 A	2.1 A
RX 5/40	5.4 A	3.1 A	5.4 A	3.1 A

www.famcocorp.com

E-mail: info@famcocorp.com

@famco_group

Tel: ۰۲۱-۴۸۰۰۰۰۴۹

Fax: ۰۲۱-۴۴۹۹۴۶۴۲

تهران، کیلومتر ۲۱ بزرگراه لشکری (جاده مخصوص کرج)

روبروی پالایشگاه نفت پارس، پلاک ۱۲

PALLETIZATION

MODEL		GROUPAGE				CONTAINER			
Single-phase	Three-phase	n° pumps	H (mm)	kg		n° pumps	H (mm)	kg	
				1~	3~			1~	3~
RXm 4/40	RX 4/40	45	1574	602	566	60	2052	797	749
RXm 5/40	RX 5/40	45	1574	647	602	60	2052	857	797

