




GENERAL CATALOGUE


 **PEDROLLO**[®]
the spring of life

 www.famcocorp.com

 E-mail: info@famcocorp.com

 @famco_group

 Tel: ۰۲۱-۴۸۰۰۰۰۴۹

 Fax: ۰۲۱ - ۴۴۹۹۴۶۴۲

تهران، کیلومتر ۲۱ بزرگراه لشگری (جاده مخصوص کرج)

روبروی پالایشگاه نفت پارس، پلاک ۱۲



PEDROLLO S.p.A.

Via Enrico Fermi 7

37047 San Bonifacio (Verona) ITALY

paid-up capital € 40.000.000,00

Tel. +39 045 6136311

Fax +39 045 7614663

e-mail: sales@pedrollo.com

www.pedrollo.com

تهران، کیلومتر ۲۱ بزرگراه لشگری (جاده مخصوص کرج)

روبروی پالایشگاه نفت پارس، پلاک ۱۲

Stainless steel centrifugal pump



PERFORMANCE RANGE

- Maximum flow rate **160 l/min** (9.6 m³/h)
- Maximum head **23 m**

APPLICATION LIMITS

- Manometric suction lift up to **7 m**
- Liquid temperature between **-10 °C** and **+90 °C**
- Ambient temperature between **-10 °C** and **+40 °C**
- Max. working pressure **6 bar**
- Continuous service **S1**

CONSTRUCTION AND SAFETY STANDARDS

EN 60034-1
IEC 60034-1
CEI 2-3



CERTIFICATIONS



INSTALLATION AND USE

Suitable for use with clean water and liquids that are not chemically aggressive towards the materials from which the pump is made. As a result of their construction characteristics, these centrifugal pumps are suitable for use in the domestic, agricultural and industrial sectors. All of the components in contact with the pumped liquid are constructed from stainless steel AISI 304, thus guaranteeing complete hygiene and maximum resistance against corrosion. The pump should be installed in an enclosed environment, or at least sheltered from inclement weather.

PATENTS - TRADE MARKS - MODELS

- Registered Community Design n° 342159-0003.
- AL-RED® is a registered trade mark.

OPTIONALS AVAILABLE ON REQUEST

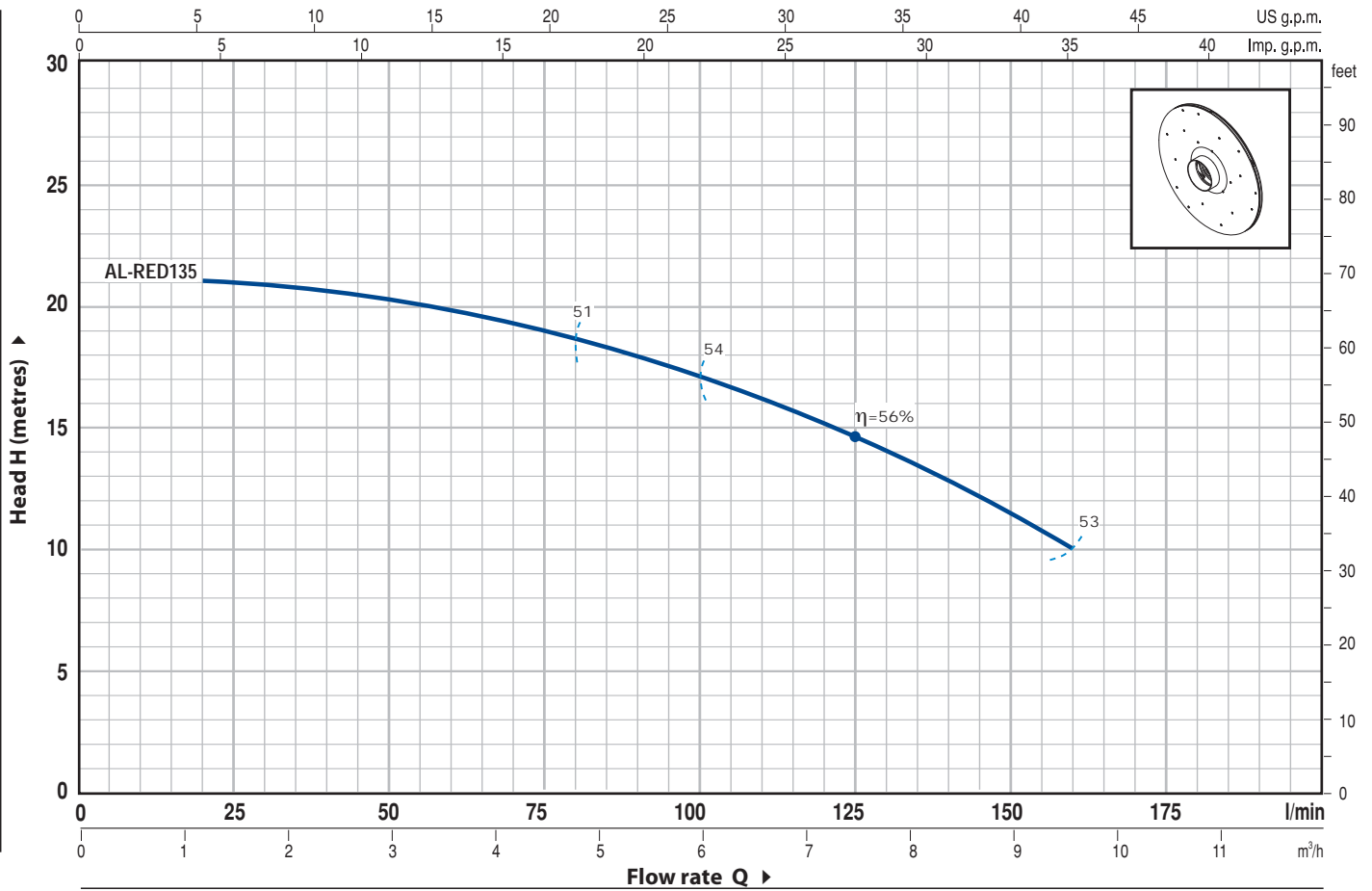
- Special mechanical seal
- EN 10088-3 - 1.4401 (AISI 316) stainless steel motor shaft
- Other voltages or 60 Hz frequency

GUARANTEE

2 years subject to terms and conditions

CHARACTERISTIC CURVES AND PERFORMANCE DATA

50 Hz n= 2900 1/min HS= 0 m



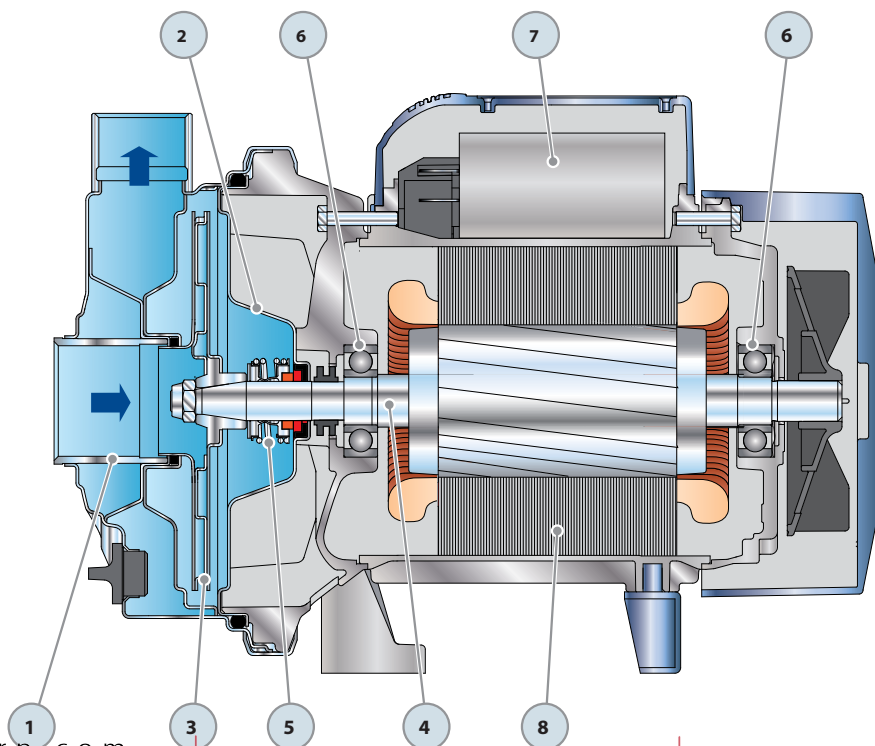
MODEL		POWER		Q	Flow rate									
Single-phase	Three-phase	kW	HP		m³/h	0	1.2	2.4	3.6	4.8	6.0	7.2	8.4	9.6
AL-RED 135m	AL-RED 135	0.75	1	H metres	23	21	20.5	20	18.5	17	15	13	10	

Q = Flow rate H = Total manometric head HS = Suction height

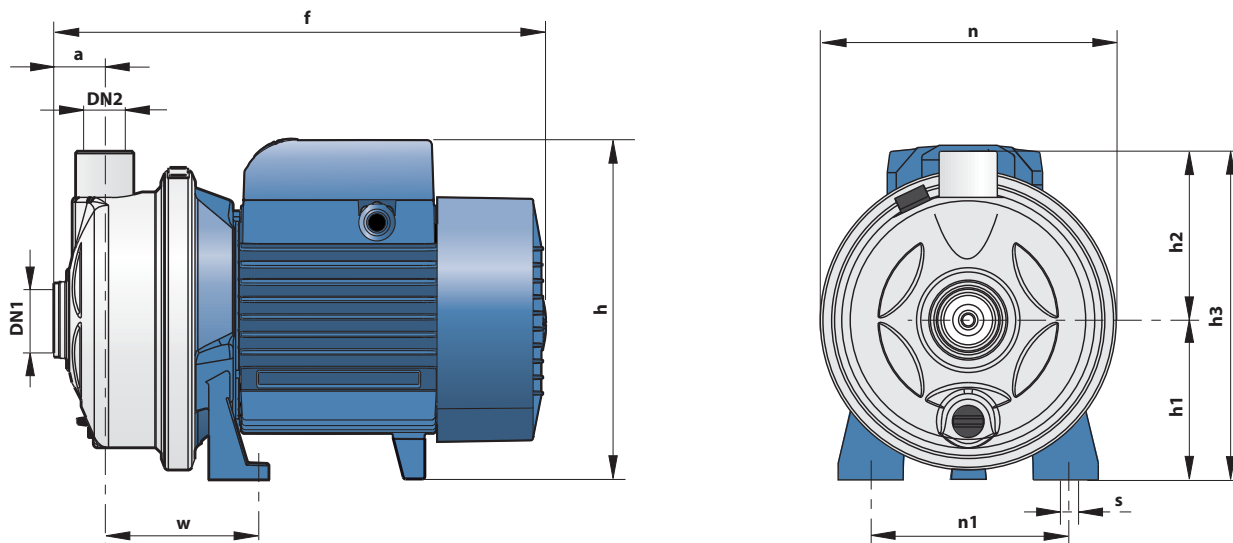
Tolerance of characteristic curves in compliance with EN ISO 9906 App. A.

POS.	COMPONENT	CONSTRUCTION CHARACTERISTICS				
1	PUMP BODY	Stainless steel AISI 304, complete with threaded ports in compliance with ISO 228/1				
2	BODY BACKPLATE	Stainless steel AISI 304				
3	IMPELLER	Stainless steel AISI 304				
4	MOTOR SHAFT	Stainless steel EN 10088-3 - 1.4104				
5	MECHANICAL SEAL	<i>Seal</i>	<i>Shaft</i>	<i>Materials</i>		
		<i>Model</i>	<i>Diameter</i>	<i>Stationary ring</i>	<i>Rotational ring</i>	<i>Elastomer</i>
		MG1-14	Ø 14 mm	Ceramic	Graphite	NBR
6	BEARINGS	6203 ZZ / 6203 ZZ				
7	CAPACITOR	<i>Capacitance</i>				
		<i>(230 V or 240 V)</i>	<i>(110 V)</i>			
		20 µF 450 VL	60 µF 300 VL			

- 8 ELECTRIC MOTOR
- AL-RED 135m:** single-phase 230 V - 50 Hz with thermal overload protector built-in to the winding.
AL-RED 135: three-phase 230/400 V - 50 Hz.
- ➔ Pump fitted with the three-phase motor option offers IE2 (IEC 60034-30) class high performance
- Insulation: F class.
 - Protection: IP 44.



DIMENSIONS AND WEIGHT



MODEL		PORTS		DIMENSIONS mm										kg	
Single-phase	Three-phase	DN1	DN2	a	f	h	h1	h2	h3	n	n1	w	s	1~	3~
AL-RED 135m	AL-RED 135	1 1/4"	1"	31.5	295	206	97	103	200	182	115	93	10	9.0	8.9

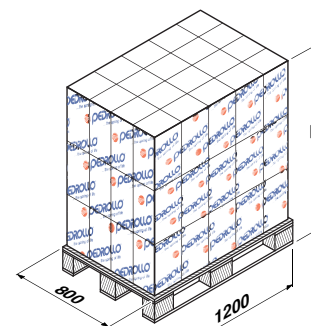
ABSORPTION

MODEL	VOLTAGE (single-phase)		
Single-phase	230 V	240 V	110 V
AL-RED 135m	5.0 A	4.8 A	10.0 A

MODEL	VOLTAGE (three-phase)					
Three-phase	230 V	400 V	690 V	240 V	415 V	720 V
AL-RED 135	3.1 A	1.8 A	1.0 A	3.0 A	1.7 A	1.0 A

PALLETIZATION

MODEL		GROUPAGE				CONTAINER			
Single-phase	Three-phase	n° pumps	H (mm)	kg		n° pumps	H (mm)	kg	
				1~	3~			1~	3~
AL-RED 135m	AL-RED 135	70	1310	650	640	112	2020	1030	1020



تهران، کیلومتر ۲۱ بزرگراه لشگری (جاده مخصوص کرج)
روبروی پالایشگاه نفت پارس، پلاک ۱۲