




DIPLOMATIC
HYDRAULICS

62 410/107 ED

PZM7

PRESSURE REDUCING VALVE

SERIES 10



MODULAR VERSION

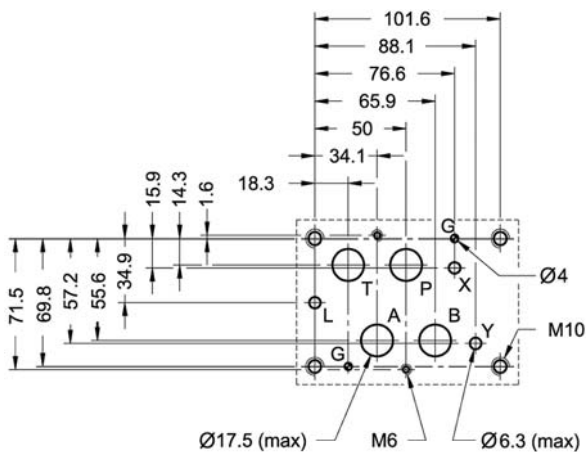
ISO 4401-07 (CETOP 07)

p max 350 bar

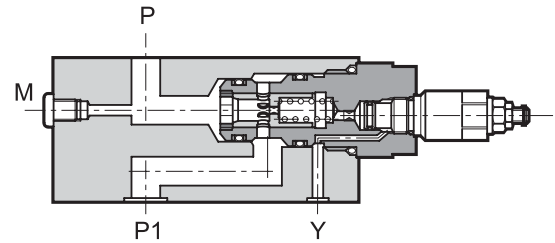
Q max 250 l/min

MOUNTING INTERFACE

ISO 4401-07-06-0-94
(CETOP 4.2-4-07)



OPERATING PRINCIPLE



- The PZM7 valve is made as a modular valve and has a mounting surface according to the ISO 4401 (CETOP RP 121H) standards.
- It is a two-stage type and is used to assure stability of the controlled pressure, even changing the flow that travels through the valve.
- The PZM7M valve can be assembled quickly under the DSP7 directional valves (see catalogue 41 420) without use of pipes, using suitable tie-rods or bolts, forming compact modular groups.
- It is normally supplied with an adjustment knob.

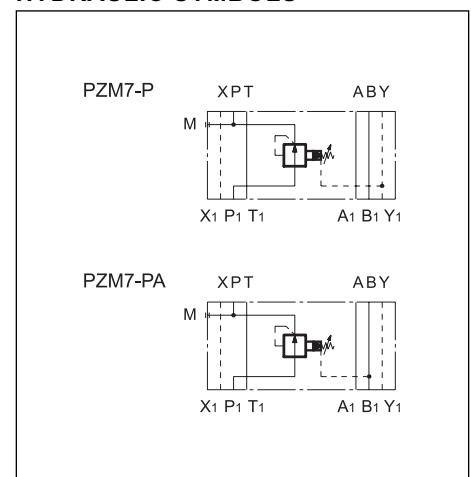
CONFIGURATIONS (see Hydraulic symbols table)

- Configuration "PZM7-P": pressure reduction on line P - external drainage.
- Configuration "PZM7-PA": pressure reduction on line A and valve on line P.

PERFORMANCES (measured with mineral oil of viscosity 36cSt at 50°C)

Maximum operating pressure	bar	350
Maximum flow rate	l/min	250
Drainage flow rate	l/min	≤ 0,8
Ambient temperature range	°C	-20 / +50
Fluid temperature range	°C	-20 / +80
Fluid viscosity range	cSt	10 ÷ 400
Fluid contamination degree	Secondo ISO 4406:1999 classe 20/18/15	
Recommended viscosity	cSt	25
Mass:	kg	8,65

HYDRAULIC SYMBOLS

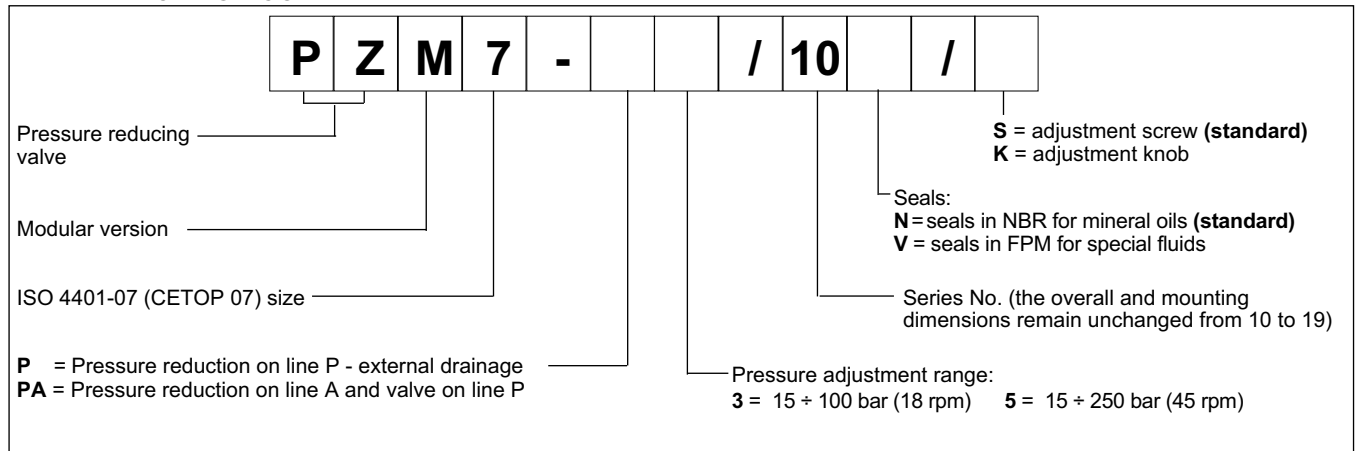




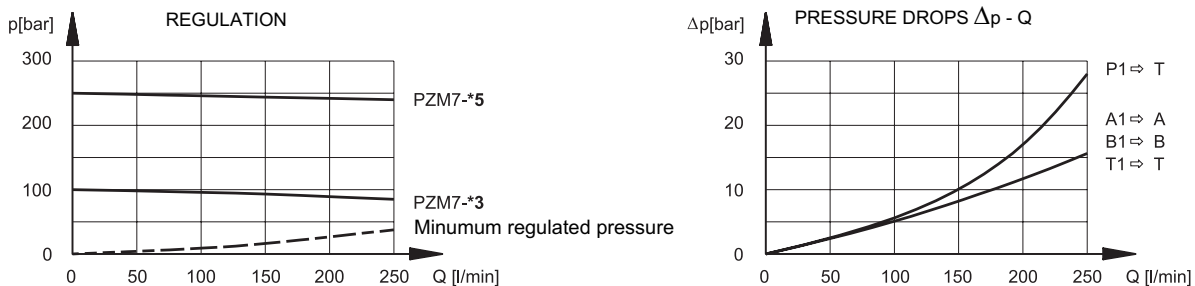
PZM7

SERIES 10

1 - IDENTIFICATION CODE



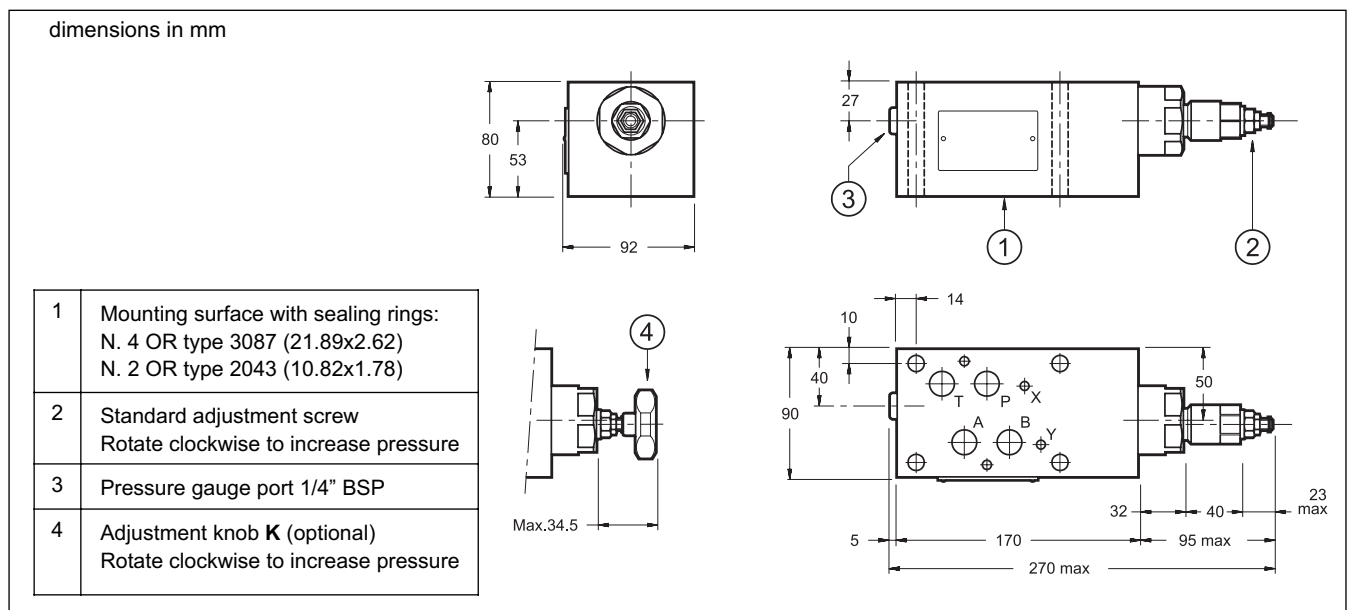
2 - CHARACTERISTIC CURVES (values obtained with viscosity of 36 cSt at 50°C)



3 - HYDRAULIC FLUIDS

Use mineral oil-based hydraulic fluids HL or HM type, according to ISO 6743-4. For these fluids, use NBR seals. For fluids HFDR type (phosphate esters) use FPM seals (code V). For the use of other kinds of fluid such as HFA, HFB, HFC, please consult our technical department. Using fluids at temperatures higher than 80 °C causes a faster degradation of the fluid and of the seals characteristics. The fluid must be preserved in its physical and chemical characteristics.

4 - OVERALL AND MOUNTING DIMENSIONS



DIPLOMATIC
HYDRAULICS

DIPLOMATIC OLEODINAMICA SpA

20025 LEGNANO (MI) - P.le Bozzi, 1 / Via Edison
Tel. 0331/472111-472236 - Fax 0331/548328