

TECHNICAL DATA SHEET PHOENIX P400



PP



PVDF+CF



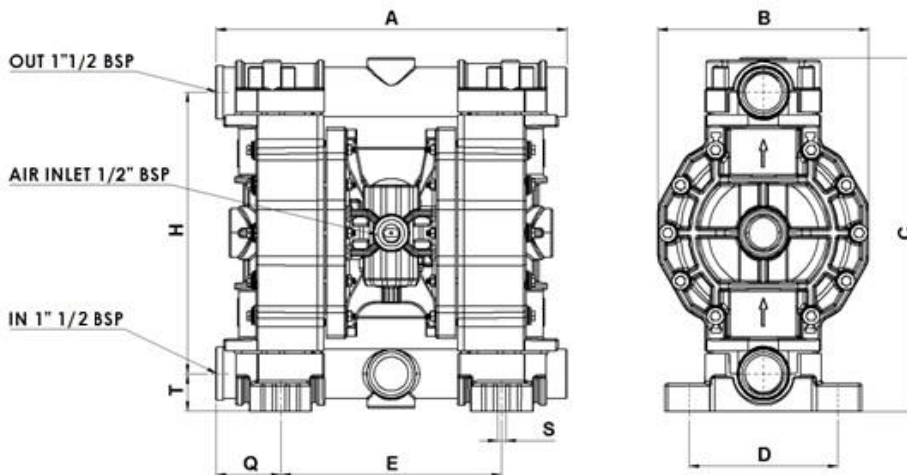
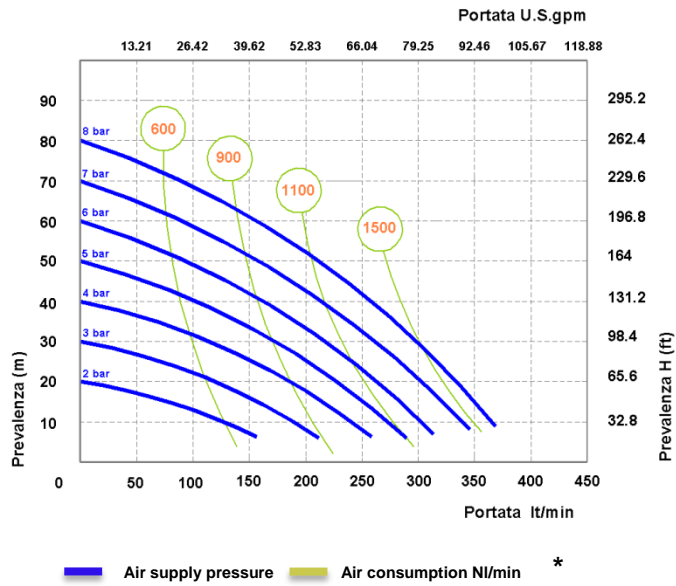
ALU



PC+CF

TECHNICAL DATA P400

- FLUID CONNECTIONS : 1"1/2 BSP
- AIR CONNNECTION : 1/2" BSP
- MAX FLOW RATE : 380 lt/min
- MAX AIR PRESSURE: 8 bar
- MAX DELIVERY HEAD: 80 m
- MAX SUCTION LIFT DRY: 5 m
- MAX SUCTION LIFT WET: 9,8 m
- MAX SOLID PASSING: 8 mm
- NOISE LEVEL: 75 dB
- MAX VISCOSITY : 40.000 cps
- ATEX zona 2 : EX II 3/3 GD c IIB T135°C



PHOENIX P400	A	B	C	D	E	H	Q	S	T	Weight Kg	Temperature max
PP	454	260	562	190	265	400	104	13	87	18	65°C
PVDF+CF	454	260	562	190	265	400	104	13	87	22	95°C
ALU	444	260	563	190	265	400	104	13	88	22	90°C
PC	454	260	562	190	265	400	104	13	87	40	95°C

* The curves and performance values refer to pumps with submerged suction and a free delivery outlet with water at 20°C, and vary according to the construction material.

Technical data are approximate and not binding for the manufacturer who reserves the right to change them without notice at any time.

COMPOSITION

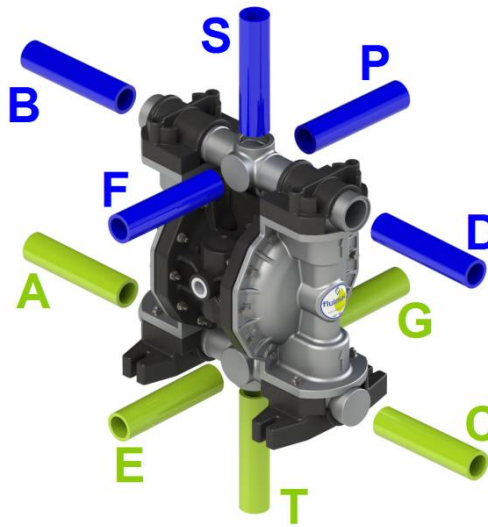
MODEL	CASING	DIAPHRAGM	BALL	SEATS	GASKET	CONNECTIONS	ATEX	PORTS IN/OUT
P0400	P= PP KC= PVDF+CF A =ALU PC= PP+CF	HT=HYTREL+PTFE MT=SANTOPRENE+PTFE H=HYTREL M=SANTOPRENE	T= PTFE S= SS D=EPDM N=NBR	P=PP K=PVDF A=ALU S=SS Z=PE-UHMWE	D=EPDM V=VITON N=NBR T=PTFE	1=BSP 2=FLANGIATO 5=NPT	- = zone 2	AB=Standard

AVAILABLE CONNECTIONS

Standard = A B

IN = A-E-T-C-G

OUT =B-S-D-F-P



HOW TO READ THE CODE

