

GST100

Intelligent Fire Alarm Control Panel



Description

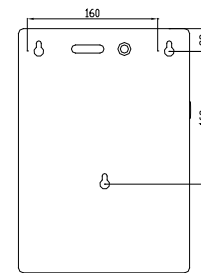
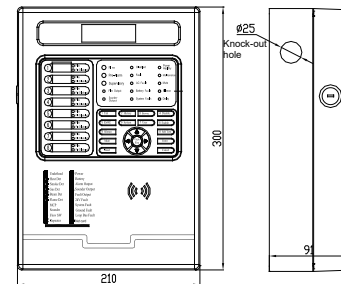
GST100 Intelligent Fire Alarm Control Panel is a mini- panel designed refer to EN54-2. It features simple installation, operation and maintenance, which make it ideal for smaller systems.

Features and Benefits

- Maximum 8 detection zones, each with independent fire LED, fault/disable LED and zone label
- Class A loop, maximum capacity of 128 addressable devices
- 122×32 lattice LCD assisting the LED indicators to display important information
- Non-volatile memory ensuring system data not lost on shutdown of power
- Delayed output effectively reducing false action of ALARM OUTPUT and SOUNDER OUTPUT(R+ and R-) contact
- 3 relay outputs available which are SOUNDER OUTPUT (R+ and R-), ALARM OUTPUT (shared by fire alarm and supervisory output) and FAULT OUTPUT
- Optional RS485 communication interface for Networking

Installation Data

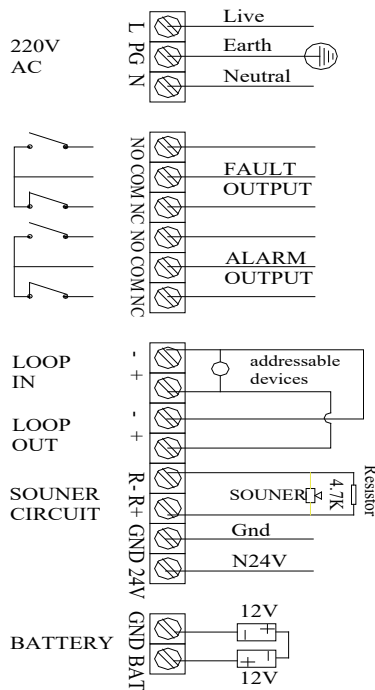
GST100 is wall-mounted. Its appearance and the mounting hole are shown here.



Cable Requirement

1.5mm² or above fire cable is recommended for active outputs, 1.0mm² or above fire cable is recommended for others. All cables should be subject to local codes.

Terminals



L, PG, N: 230VAC mains supply
 BAT, GND: 24VDC battery input
 LOOP IN, LOOP OUT: Class A loop terminals, able to connect up to 128 addressable devices
 R-, R+: SOUNDER OUTPUT terminal with cable monitor. It outputs when a fire alarm comes, which can be stopped by Silence.
 +24V, GND: 24VDC auxiliary power output, Max. 500mA.
 FAULT OUTPUT: Voltage-free contact output. It will be energized when there is fault in the system.
 ALARM OUTPUT: Passive contact output. It will be energized when there is fire or supervisory signal.
 EARTH: Terminal for enabling ground fault detection by shorting it with a link.

Order Information

Part No.	GST100
Device Name	Intelligent Fire Alarm Control Panel
Product No.	10101190

Technical Specification

Primary AC	230VAC, 50Hz
Operation Current	0.2A
Loop Quantity	One(1)
Zone Quantity	Eight(8)
Device per loop	128
Relay Outputs	Alarm/Fault/Sounder
Display	122 x 32, LCD
Network	RS485 interface
Operating Environment	0°C ~ +40°C ≤95%, non condensing
Dimensions	210mm W x 300mm H x 91mm D

Compatible Devices

GST852RP LCD Passive Repeater Panel
 GST8903 Mimic Panel
 DI-910xE Series Digital Intelligent Detector
 I-910x Series Intelligent Analogue Detector
 DI-9204E Addressable Manual Call Point
 I-930x Series Addressable interfaces
 I-940x Series Addressable Sounders and Strobes
 C-950x Series Line Isolator
 I-960x Series Intelligent Combustible Gas Detectors

Compatible Devices



Part No.: P-9943
 Device name: Network Card
 Product No.: 20100675

Compatible Devices

Part No.	Product No.	Property
GST-100	10101981	Portuguese Model
GST-100	10102215	Hungarian Model