


fixed-mounted circuit breaker 3-pole, size I, IEC In=1000A to 690V, AC50/60Hz Icu=55kA at 500V rear connection horizontal Overcurrent release ETU 25 LSI protection adjustable 0.4-1 in With manual operating mechanism with storage with mechanical request without 1st auxiliary release without 2nd auxiliary release 2NO+2NC



Model	
product brand name	SENTRON
product designation	ACB
design of the product	IEC 60947-2
design of the actuating element	Pushbutton
type of the driving mechanism	Manual operating mechanism with mechanical closing
type of the driving mechanism / motor drive	No

design of the overcurrent release	ETU25B
General technical data	
number of poles	3
size of the circuit-breaker	1
utilization category	B
circuit-breaker / Design	3WL1
Voltage	
Rated insulation voltage U_i	1 000 V
insulation voltage / rated value	1 000 V
operating voltage	
• at AC / at 50/60 Hz / rated value	690 V
Protection class	
protection class IP	IP20
protection class IP / on the front	IP20
protection function of the overcurrent release	LSI
Dissipation	
power loss [W]	
• for rated value of the current / at AC / in hot operating state / per pole	33.3 W
• maximum	100 W
Current	
continuous current / rated value / maximum	1 000 A
continuous current / rated value	1 000 A
adjustable current response value current	
• of the current-dependent overload release / full-scale value	1 000 A
• of instantaneous short-circuit trip unit / initial value	20 000 A
• of instantaneous short-circuit trip unit / full-scale value	20 000 A
Main circuit	
operating frequency	
• 1 / rated value	50 Hz
• 2 / rated value	60 Hz
operational current	
• at 40 °C / rated value	1 000 A
• at 50 °C / rated value	1 000 A
• at 55 °C / rated value	1 000 A
• at 60 °C / rated value	1 000 A
• at 65 °C / rated value	1 000 A
• at 70 °C / rated value	1 000 A

Auxiliary circuit	
number of NC contacts / for auxiliary contacts	2
number of NO contacts / for auxiliary contacts	2
Suitability	
suitability for use	Plant / motor protection
Adjustable parameters	
adjustable current response value current / of the current-dependent overload release / initial value	400 A
Product details	
product component	
<ul style="list-style-type: none"> • trip indicator • voltage trigger • undervoltage release 	Yes No No
design of the auxiliary switch	2 NO + 2 NC
product extension / optional / motor drive	Yes
Product function	
product function	
<ul style="list-style-type: none"> • grounding protection • phase failure detection 	No Yes
Display and operation	
display version	without display
Short circuit	
breaking capacity operating short-circuit current (Ics)	
<ul style="list-style-type: none"> • at 415 V / rated value • at 500 V / rated value • at 690 V / rated value 	55 kA 55 kA 42 kA
<ul style="list-style-type: none"> • breaking capacity maximum short-circuit current (Icu) / at 415 V / rated value • breaking capacity maximum short-circuit current (Icu) / at 500 V / rated value • breaking capacity maximum short-circuit current (Icu) / at 690 V / rated value 	55 kA 55 kA 42 kA
Connections	
arrangement of electrical connectors / for main current circuit	Main connection rear side horizontal
type of electrical connection / for main current circuit	busbar connection
Mechanical Design	
height	439.5 mm
width	320 mm
depth	337 mm





fastening method	fixed mounting
------------------	----------------




Environmental conditions

ambient temperature / during operation	
<ul style="list-style-type: none"> • minimum • maximum 	<p>-20 °C</p> <p>70 °C</p>
ambient temperature / during storage	
<ul style="list-style-type: none"> • minimum • maximum 	<p>-40 °C</p> <p>70 °C</p>

Certificates

reference code	
<ul style="list-style-type: none"> • acc. to DIN EN 61346-2 • acc. to IEC 81346-2 	<p>Q</p> <p>Q</p>

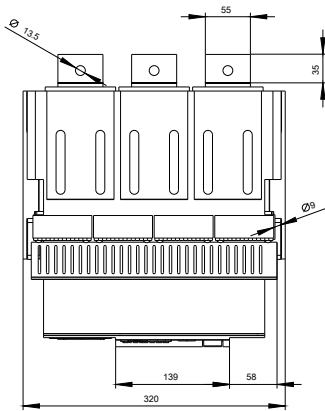
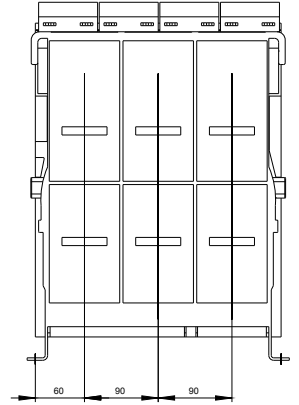
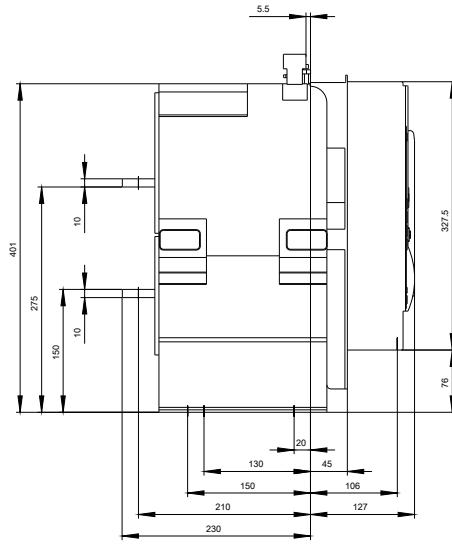
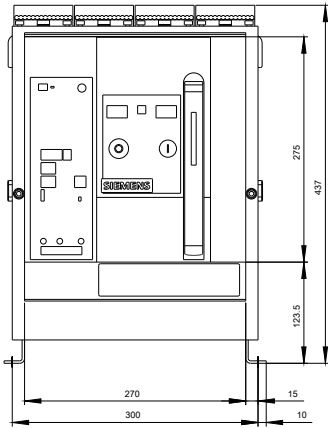
General Product Approval	Declaration of Conformity	Test Certificates	Shipping Approval
 CCC	 EG-Konf.	Special Test Certificate Miscellaneous	 ABS  BUREAU VERITAS

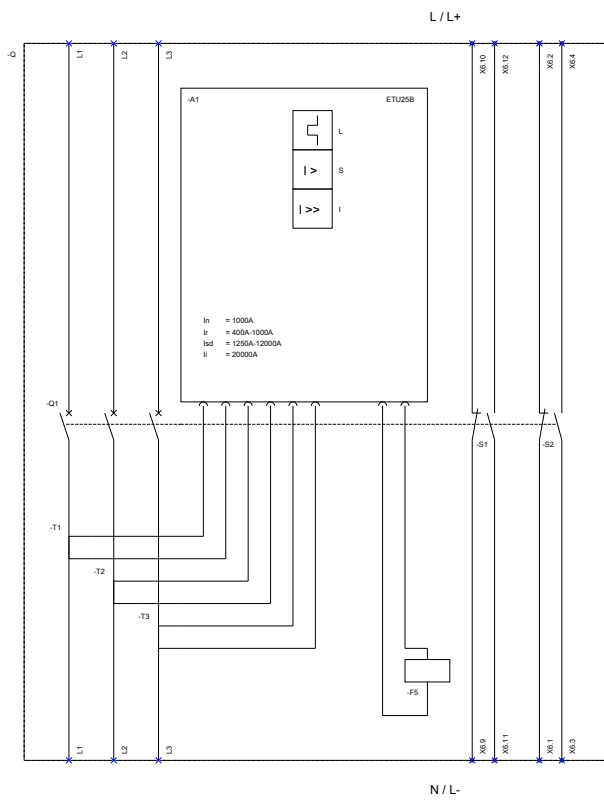
Shipping Approval	other
 LRS  PRS  RMRS	CCS / China Classification Society Environmental Confirmations Manufacturer Declaration

other
Confirmation Miscellaneous

Further information

- Industry Mall (Online ordering system)**
mall.industry.siemens.com/mall/en/en/Catalog/product?mlfb=3WL1110-2CB32-1AA2
- Service&Support (Manuals, Certificates, Characteristics, FAQs,...)**
support.industry.siemens.com/cs/ww/en/ps/3WL1110-2CB32-1AA2
- Image database (product images, 2D dimension drawings, 3D models, device circuit diagrams, ...)**
automation.siemens.com/bilddb/cax_en.aspx?mlfb=3WL1110-2CB32-1AA2
- CAX-Online-Generator**
siemens.com/cax
- Tender specifications**
siemens.com/specifications





L (Long Time Delay / Überlastschutz); S (Short Time Delay / Kurzschlusschutz, kurzzeitverzögert);
 I (Instantaneous / Kurzschlusschutz, unverzögert); F5 (Maglatch for trip unit / Auslösemagnet);
 S1 - S8 (Auxiliary switch / Hilfsschalter);

last modified:

12/10/2020