

Corona PC & PCND

Online Drippers

Pressure Compensating Online Drippers with No Drain Option



| Dripper | Corona | Corona PCND |
|----------------------------------|---|---------------------------------------|
| Pressure Compensating | Yes | Yes |
| No Drain | No | Yes |
| Flow Rates (l/h) | 2.15, 3.15, 4.15, 8.25, 26.2 | 2.15, 3.15, 4.15, 8.25 |
| Pressure Range (bar) | 0.5 - 4.0 | |
| Sealing & Opening pressure (bar) | n/a | Sealing: 0.2 bar Opening: 0.45 bar |
| Outlet | Conic. Barb option available for 4 & 8 l/h models | |
| Install with | 3.0 mm punch tool | |
| Accessories | Use Corona adaptors to connect to Rivulis 3x5 tube and Rivulis pegs | |

Corona PC & Corona PCND Online Drippers

Ideal for: greenhouses and nurseries. PCND suitable for pulse irrigation applications

Offers a range of dependable online drippers in both PC and PCND models.

Features a self-flushing mechanism in each dripper that operates at start-up to help expel accumulated debris. Combined with a high-quality silicone diaphragm, Corona offers flexibility and reliability.

Available both in PC and PCND models

Corona PC



Pressure compensating for accurate flow over a wide range of pressures.

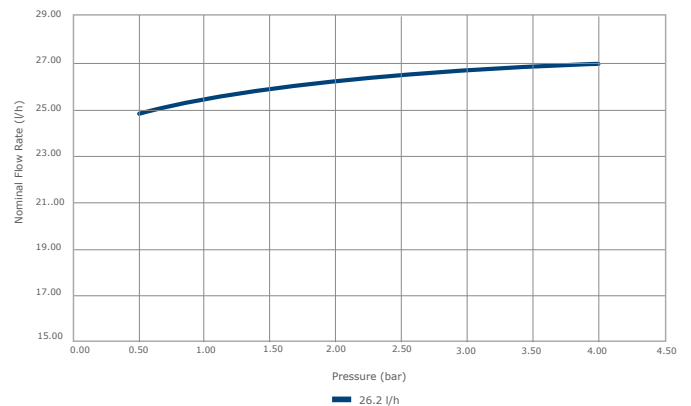
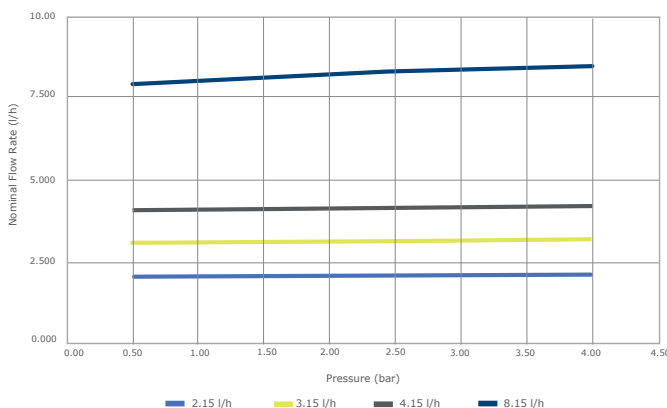
A dripper outlet cover for 26.20 l/h models is available to diffuse the stream caused in high flow models.

Corona PCND



Pressure compensating and no-drain function for pulse irrigation applications.

Flow Rate (l/h) vs. Pressure (bar)



Maximum Run Length

Maximum run length (m) x pressure (bar) x spacing (cm) for 20 mm LDPE on flat ground

| Corona Model | Spacing (cm) | Pressure (bar) | | | | | |
|-----------------|--------------|----------------|-----|-----|-----|-----|-----|
| | | 1.5 | 2.0 | 2.5 | 3.0 | 3.5 | 4.0 |
| Corona 2.15 l/h | 15 | 78 | 89 | 98 | 106 | 113 | 119 |
| | 20 | 100 | 115 | 127 | 137 | 145 | 153 |
| | 25 | 122 | 140 | 154 | 166 | 176 | 186 |
| | 30 | 142 | 163 | 179 | 194 | 206 | 217 |
| | 33 | 153 | 176 | 194 | 210 | 223 | 235 |
| | 40 | 180 | 206 | 228 | 245 | 261 | 275 |
| | 50 | 215 | 247 | 272 | 294 | 313 | 329 |
| | 60 | 248 | 284 | 314 | 339 | 361 | 380 |
| | 75 | 294 | 338 | 373 | 402 | 428 | 452 |
| | 80 | 308 | 354 | 391 | 422 | 450 | 474 |
| | 90 | 337 | 387 | 427 | 462 | 491 | 517 |
| | 100 | 364 | 419 | 462 | 499 | 531 | 560 |
| | 120 | 415 | 479 | 528 | 570 | 607 | 641 |
| | 150 | 488 | 561 | 620 | 669 | 713 | 752 |
| | 200 | 598 | 688 | 760 | 820 | 874 | 922 |
| Corona 3.15 l/h | 15 | 60 | 69 | 76 | 82 | 87 | 92 |
| | 20 | 78 | 89 | 98 | 106 | 112 | 118 |
| | 25 | 94 | 108 | 119 | 128 | 136 | 144 |
| | 30 | 109 | 126 | 139 | 150 | 159 | 168 |
| | 33 | 119 | 136 | 150 | 162 | 172 | 182 |
| | 40 | 139 | 160 | 176 | 190 | 202 | 213 |
| | 50 | 166 | 191 | 211 | 227 | 242 | 255 |
| | 60 | 191 | 220 | 243 | 262 | 279 | 294 |
| | 75 | 227 | 262 | 289 | 311 | 332 | 350 |
| | 80 | 238 | 274 | 303 | 327 | 348 | 367 |
| | 90 | 261 | 300 | 331 | 357 | 381 | 401 |
| | 100 | 282 | 324 | 358 | 387 | 412 | 434 |
| | 120 | 322 | 371 | 409 | 442 | 470 | 496 |
| | 150 | 378 | 435 | 480 | 519 | 552 | 584 |
| | 200 | 462 | 532 | 588 | 636 | 678 | 714 |
| Corona 4.15 l/h | 15 | 50 | 57 | 63 | 68 | 72 | 76 |
| | 20 | 64 | 74 | 81 | 88 | 93 | 98 |
| | 25 | 78 | 90 | 99 | 107 | 113 | 119 |
| | 30 | 91 | 105 | 115 | 124 | 132 | 139 |
| | 33 | 99 | 113 | 125 | 135 | 143 | 151 |
| | 40 | 116 | 133 | 146 | 158 | 168 | 177 |
| | 50 | 138 | 159 | 175 | 189 | 201 | 212 |
| | 60 | 160 | 183 | 202 | 218 | 232 | 245 |
| | 75 | 189 | 218 | 240 | 260 | 276 | 291 |
| | 80 | 198 | 229 | 252 | 272 | 290 | 306 |
| | 90 | 217 | 249 | 275 | 298 | 317 | 334 |
| | 100 | 235 | 270 | 298 | 322 | 343 | 361 |
| | 120 | 268 | 308 | 341 | 368 | 391 | 413 |
| | 150 | 315 | 363 | 401 | 432 | 461 | 486 |
| | 200 | 386 | 444 | 490 | 530 | 564 | 596 |

Maximum Run Length

Maximum run length (m) x pressure (bar) x spacing (cm) for 20 mm LDPE on flat ground

| Corona Model | Spacing (cm) | Pressure (bar) | | | | | |
|-------------------|--------------|----------------|-----|-----|-----|-----|-----|
| | | 1.5 | 2.0 | 2.5 | 3.0 | 3.5 | 4.0 |
| Corona 8.25 l/h | 15 | 32 | 37 | 40 | 43 | 46 | 48 |
| | 20 | 41 | 47 | 52 | 56 | 60 | 63 |
| | 25 | 50 | 57 | 63 | 68 | 72 | 76 |
| | 30 | 58 | 67 | 74 | 79 | 85 | 89 |
| | 33 | 63 | 72 | 80 | 86 | 91 | 96 |
| | 40 | 74 | 85 | 94 | 101 | 107 | 113 |
| | 50 | 89 | 102 | 112 | 121 | 129 | 136 |
| | 60 | 102 | 118 | 130 | 140 | 149 | 157 |
| | 75 | 122 | 140 | 154 | 166 | 177 | 186 |
| | 80 | 127 | 146 | 162 | 174 | 186 | 196 |
| | 90 | 140 | 160 | 176 | 191 | 203 | 214 |
| | 100 | 150 | 173 | 191 | 206 | 220 | 231 |
| | 120 | 172 | 198 | 218 | 236 | 251 | 265 |
| | 150 | 203 | 233 | 257 | 278 | 296 | 311 |
| | 200 | 248 | 284 | 314 | 340 | 362 | 382 |
| Corona 26.205 l/h | 15 | 15 | 17 | 19 | 20 | 21 | 23 |
| | 20 | 19 | 22 | 24 | 26 | 28 | 29 |
| | 25 | 23 | 27 | 30 | 32 | 34 | 36 |
| | 30 | 27 | 31 | 35 | 37 | 40 | 42 |
| | 33 | 30 | 34 | 37 | 40 | 43 | 45 |
| | 40 | 35 | 40 | 44 | 47 | 50 | 53 |
| | 50 | 42 | 48 | 53 | 57 | 61 | 64 |
| | 60 | 48 | 55 | 61 | 65 | 70 | 74 |
| | 75 | 57 | 65 | 72 | 78 | 83 | 88 |
| | 80 | 60 | 69 | 76 | 82 | 87 | 92 |
| | 90 | 66 | 76 | 83 | 90 | 95 | 101 |
| | 100 | 71 | 81 | 90 | 97 | 103 | 109 |
| | 120 | 80 | 94 | 103 | 112 | 119 | 125 |
| | 150 | 95 | 110 | 122 | 131 | 140 | 147 |
| | 200 | 116 | 134 | 148 | 160 | 170 | 180 |



Product Range




Corona PC

| Description | Flow Rate (l/h) | Pressure Compensating | No Drain | Base Color | Outlet | Outlet Color | Product Number | Quantity Box | |
|-----------------------|-----------------|-----------------------|----------|------------|--------------|--------------|----------------|--------------|---|
| Corona PC 2.15 l/h C | 2.15 | Yes | No | Black | Conic | Blue | 201015350 | 1900 |  |
| Corona PC 3.15 l/h C | 3.15 | | | | | Grey | 201015262 | 1900 |  |
| Corona PC 4.15 l/h C | 4.15 | | | | | Black | 201015356 | 1900 |  |
| Corona PC 8.25 l/h C | 8.25 | | | | | Brown | 201015264 | 1900 |  |
| Corona PC 8.25 l/h CR | 8.25 | | | | Conic Raised | Brown | 101056984 | 1900 | |
| Corona PC 26.2 l/h S | 26.2 | | | | Spring Cap | Green | 201015362 | 1900 |  |
| Corona PC 4.15 l/h B | 4.15 | | | | Barbed | Black | 201015745 | 1900 | |
| Corona PC 8.25 l/h B | 8.25 | | | | | Brown | 201015742 | 1900 | |

Corona PC | 100 Pack


| Description | Flow Rate (l/h) | Pressure Compensating | No Drain | Base Color | Outlet | Outlet Color | Product Number | Quantity Bag | Quantity Box | |
|-----------------------|-----------------|-----------------------|----------|------------|--------------|--------------|----------------|--------------|--------------|---|
| Corona PC 2.15 l/h C | 2.15 | Yes | No | Black | Standard | Blue | 101056960 | 100 | 1600 |  |
| Corona PC 3.15 l/h C | 3.15 | | | | | Grey | 101056962 | 100 | 1600 |  |
| Corona PC 4.15 l/h C | 4.15 | | | | | Black | 101056968 | 100 | 1600 |  |
| Corona PC 8.25 l/h C | 8.25 | | | | | Brown | 101056969 | 100 | 1600 |  |
| Corona PC 8.25 l/h CR | 8.25 | | | | Conic Raised | Brown | 101056983 | 100 | 1600 | |
| Corona PC 26.2 l/h S | 26.2 | | | | Cap | Green | 101056972 | 100 | 1600 |  |
| Corona PC 4.15 l/h B | 4.15 | | | | Barbed | Black | 101065001 | 100 | 1600 | |
| Corona PC 8.25 l/h B | 8.25 | | | | | Brown | 101065000 | 100 | 1600 | |

Corona PCND


| Description | Flow Rate (l/h) | Pressure Compensating | No Drain | Base Color | Outlet | Outlet Color | Product Number | Quantity Box | |
|------------------------|-----------------|-----------------------|----------|------------|--------|--------------|----------------|--------------|---|
| Corona PCND 2.15 l/h C | 2.15 | Yes | Yes | Green | Conic | Blue | 201015364 | 1900 |  |
| Corona PCND 3.15 l/h C | 3.15 | | | | | Grey | 201015544 | 1900 |  |
| Corona PCND 4.25 l/h C | 4.15 | | | | | Black | 201015368 | 1900 |  |

Product Range




Corona PCND

| Description | Flow Rate (l/h) | Pressure Compensating | No Drain | Base Color | Outlet | Outlet Color | Product Number | Quantity Box | |
|------------------------|-----------------|-----------------------|----------|------------|--------|--------------|----------------|--------------|---|
| Corona PCND 8.25 l/h C | 8.25 | | | | Conic | Brown | 201015371 | 1900 |  |
| Corona PCND 4.25 l/h B | 4.15 | | | | | Black | 201015747 | 1900 | |
| Corona PCND 8.25 l/h B | 8.25 | | | | Barbed | Brown | 201015740 | 1900 | |

Corona PCND | 100 Pack

| Description | Flow Rate (l/h) | Pressure Compensating | No Drain | Base Color | Outlet | Outlet Color | Product Number | Quantity Bag | Quantity Box | |
|------------------------|-----------------|-----------------------|----------|------------|--------|--------------|----------------|--------------|--------------|---|
| Corona PCND 2.15 l/h C | 2.15 | Yes | Yes | Green | Conic | Blue | 101056975 | 100 | 1600 |  |
| Corona PCND 3.15 l/h C | 3.15 | | | | | Grey | 101056977 | 100 | 1600 |  |
| Corona PCND 4.25 l/h C | 4.15 | | | | | Black | 101056981 | 100 | 1600 |  |
| Corona PCND 8.25 l/h C | 8.25 | | | | | Brown | 101056983 | 100 | 1600 |  |
| Corona PCND 4.25 l/h B | 4.15 | | | | Barbed | Black | 101065002 | 100 | 1600 | |
| Corona PCND 8.25 l/h B | 8.25 | | | | | Brown | 101064999 | 100 | 1600 | |

Corona Accessories

| Description | Product Number | Quantity Box | |
|------------------------------|----------------|--------------|---|
| Corona Single Barbed Adaptor | 101065944 | 1000 |  |
| Corona 2 Way Barbed Adaptor | 101054727 | 1000 |  |
| Corona 4 Way Barbed Adaptor | 101065936 | 1000 |  |
| Spring Cap | 101059012 | 1900 | |
| Spring Cap | 101059013 | 100 | |

Did you know that Eurodrip Corona can connect to Rivulis 3x5 tube and pegs by using the Corona adaptor?

Available with 1, 2 and 4 way outlet options.



Additional accessories (tube and pegs) available upon request
Rivulis Dripper Accessories require Corona adaptors to function

