



## NP3 Series

### 1. General

Electric ratings: AC50/60Hz, AC380V/DC220V  
Degree of protection: IP65  
Standard: IEC/EN60947-5-1

### 2. Operating conditions

2.1 Ambient temperature is  $-5^{\circ}\text{C} \sim +40^{\circ}\text{C}$ , the average temperature during 24 hours couldn't exceed  $+35^{\circ}\text{C}$ .

2.2 Altitude:  $\leq 2000\text{m}$ .

2.3 Atmosphere condition: Relative humidity of the atmosphere couldn't exceed 50% when the highest temperature is  $+40^{\circ}\text{C}$ ; much higher relative humidity is allowable under the condition of lower temperature, for example, when the temperature reaches  $+20^{\circ}\text{C}$ , the relative humidity is up to 90%. As for dews, which contingently appear due to change of temperature, special steps should be taken.

2.4 Pollution degree: 3

2.5 Overvoltage category: II

### 3. Feature

With good capability of dust-proof and rain-proof application; ensures reliable operation of circuit and equipments.

### 4. Technical data

4.1 Rated insulation voltage  $U_i$ : 380V

4.2 Conventional thermal current  $I_{th}$ : 10A

Rated operational voltage $U_e$ (V)		380	220	110
Rated operational current $I_e$ (A)	AC-15	2.5	4.5	-
	DC-13	-	0.3	0.6

#### 4.3 Durability

Electric life: instantaneous: AC  $5 \times 10^5$  operation circles,

DC  $2 \times 10^5$  operation circles;

other type:  $1 \times 10^5$  operation circles;

Mechanical life: instantaneous:

$1 \times 10^6$  operation circles,


Illuminated button:  $3 \times 10^5$  operation circles;

other type:  $1 \times 10^5$  operation circles;

#### 4.4 Contact






Contact resistance  $\leq 50\text{m}\Omega$  (initial value)

4.5 Short-circuit protective device: NT00-16 16A







### 5. NP3 series indicator

★ Momentary Flush button

NP3 □	Model	Function
	NP3-1	UP/DOWN
	NP3-2	UP/DOWN, LEFT/RIGHT
	NP3-3	UP/DOWN, LEFT/RIGHT, FRONT/BACT
	NP3-4	UP/DOWN, LEFT/RIGHT, FRONT/BACT, Anti-clockwise/Clockwisw
	NP3-5	UP/DOWN, LEFT/RIGHT, FRONT/BACT, Anti-clockwise/Clockwisw, FAST/SLOW

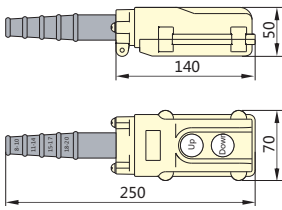


★ Momentary Flush button With Power Switching  
("start" button Maintained)

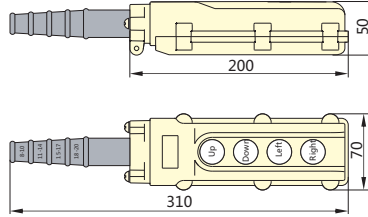
NP3 □ A	Model	Function
	NP3-1A	ON/OFF, UP/DOWN
	NP3-2A	ON/OFF, UP/DOWN, LEFT/RIGHT
	NP3-3A	ON/OFF, UP/DOWN, LEFT/RIGHT, FRONT/BACK
	NP3-4A	UP/DOWN, LEFT/RIGHT, FRONT/BACT, Anti-clockwise/Clockwisw

Dimension (mm)

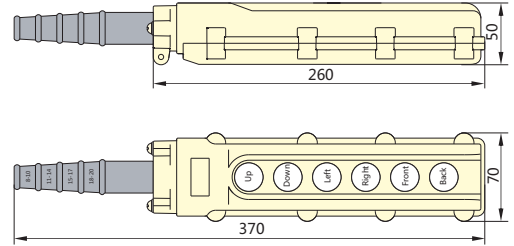
NP3-1



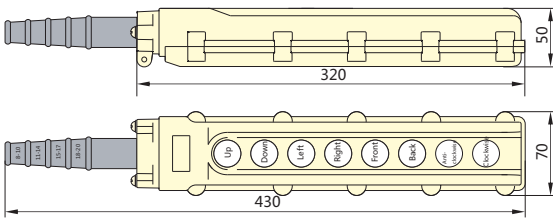
NP3-2



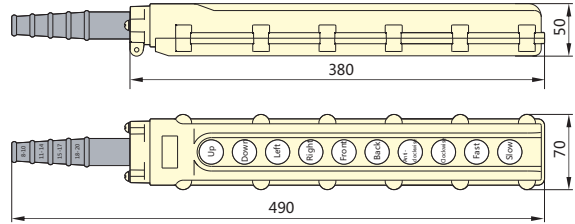
NP3-3



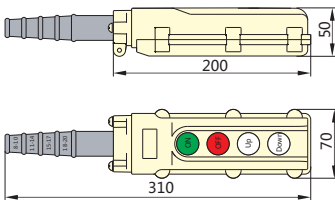
NP3-4



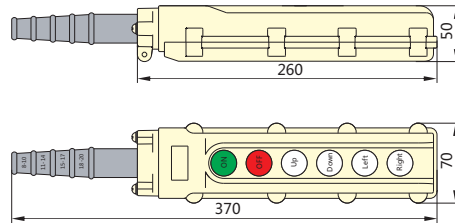
NP3-5



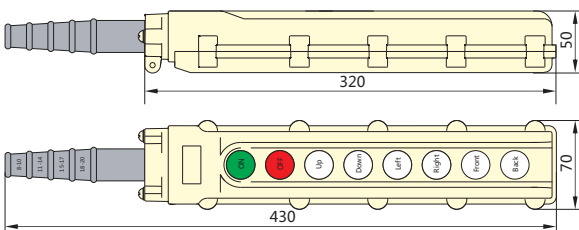
NP3-1A



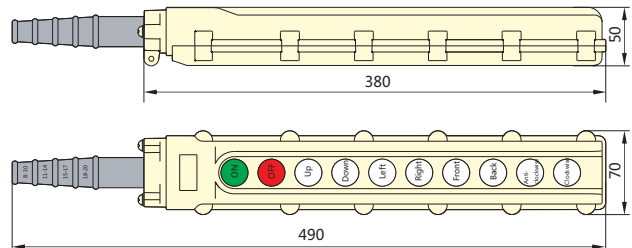
NP3-2A



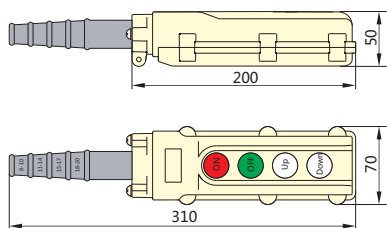
NP3-3A



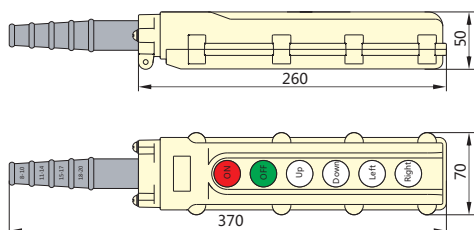
NP3-4A



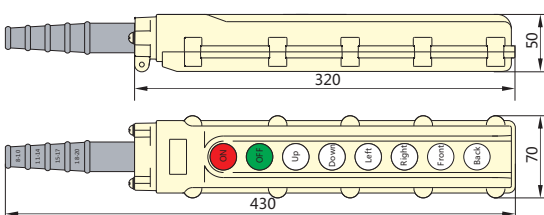
NP3-1B



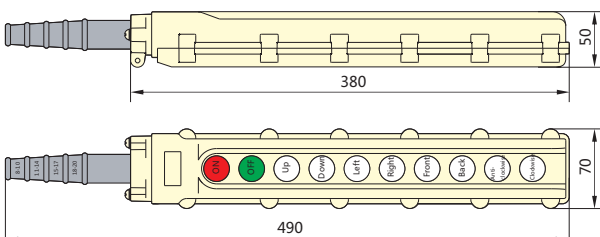
NP3-2B







NP3-3B











NP3-4B



★ Momentary Flush button With Power Switching

NP3 □ B	Model	Function
	NP3-1B	START, STOP , UP/DOWN
	NP3-2B	START, STOP , UP/DOWN, LEFT/RIGHT
	NP3-3B	START, STOP , UP/DOWN, LEFT/RIGHT, FRONT/BACK
	NP3-4B	START, STOP , UP/DOWN, LEFT/RIGHT, FRONT/BAC, Anti-Clockwise

★ Momentary Flush button With Power Switching  
("start" button Maintained)

NP3 □ K	Model	Function
	NP3-1K	 START, UP/DOWN
	NP3-2K	 START, UP/DOWN, LEFT/RIGHT
	NP3-3K	 START, UP/DOWN, LEFT/RIGHT, FRONT/BACK
	NP3-4K	 START, UP/DOWN, LEFT/RIGHT, FRONT/BAC, Anti-Clockwise

★The electrical appliance diagrams of NP3

