

Catalogue 2013

Product Program

MTD

FAMCO
هایپر صنعت



www.famcocorp.com
E-mail: info@famcocorp.com
[@famco_group](https://www.instagram.com/famco_group)

Tel: +۹۰۲۱-۴۸۰۰۰۰۴۹
Fax: +۹۰۲۱-۴۴۹۹۴۶۴۲

تهران، کیلومتر ۲۱ بزرگراه لشگری (جاده مخصوص کرج)
روبروی پالایشگاه نفت پارس، پلاک ۱۲



www.mtdproducts.eu

Innovation 2013

SMART, OPTIMA & ADVANCE

The comprehensive MTD product range of motorised garden equipment meets every requirement. Divided into the new SMART, OPTIMA and ADVANCE series, MTD has just the right piece of equipment for every gardening fan – from beginners

and amateurs to professional gardeners. In addition to great value for money, MTD products combine impressive technology, outstanding comfort and unmistakable design.



MTD SMART

The MTD SMART range of garden equipment includes models that are perfect for those who are new to gardening. The beginner's range has high-quality products that offer excellent value for money.



MTD OPTIMA

The new MTD OPTIMA series offers outstanding performance, quality and comfort. For all lawn types, whether medium-sized or large, with trees, shrubs or flower beds or difficult terrain, the amateur gardener is sure to find the perfect appliance in the MTD OPTIMA range.



MTD ADVANCE

Powerful and reliable – full speed ahead. The MTD ADVANCE range of garden equipment meets the requirements of even professional gardeners. Durable equipment offering outstanding performance and comfort for daily lawn maintenance.



Page 31

Ride-on mowers

Really versatile: even plenty of corners are no problem for the new compact and manoeuvrable MTD ride-on mowers with rear discharge. Decide between two new models: MiniRider 60 RD or MiniRider 60 RDE with convenient electric start.

Brushcutters



With working widths of 42 cm and line diameters of 3 mm, the new MTD petrol brushcutters 1033 and 1043 are powerful tools, particularly in high grass or undergrowth. This is also reflected in powerful full crank engines. Of course, accessories such as shoulder straps and safety glasses are included and guarantee easy and comfortable working at any

Page 42



Chipper/shredders

Two robust and reliable petrol chipper/shredders are part of the new MTD product program 2013. The powerful and versatile chipper/shredders have no problem with debris or branches. Of course they confirm to the newest standards and safety requirements.

Contents



04 Lawn mowers

Reel mower	05
MTD SMART electric lawn mowers	06
MTD OPTIMA electric lawn mowers	07
MTD SMART petrol lawn mowers	08
MTD OPTIMA petrol lawn mowers	11
MTD ADVANCE petrol lawn mowers	14
MTD SMART mulching mower	16
MTD OPTIMA battery mower	17
MTD OPTIMA wide cut mower	18
MTD OPTIMA field mower	19

21 Scarifier

MTD SMART electric scarifier	21
MTD SMART petrol scarifier	21

22 Lawn tractors

MTD SMART lawn tractors with side discharge	24
MTD SMART lawn tractors with rear discharge	25
MTD OPTIMA lawn tractors with side discharge	26
MTD OPTIMA lawn tractors with rear discharge	28
MTD SMART ride-on mower with rear discharge	31
MTD OPTIMA ride-on mower with side discharge	32
MTD OPTIMA zero-turn riding mower	33
Attachment and accessories	34

38 Hedge shears

Electric hedge shears	38
Petrol-operated hedge shear	38

39 Edger

40 Trimmer/Brushcutters

Electric trimmer/brushcutters	41
Petrol trimmer/brushcutters	42

44 Tillers

Front tine tillers	45
Rear tine tillers	46
Cultivator	47

48 Chainsaws

Electric chainsaws	48
Petrol-powered chainsaws	49

50 Chipper vacs/Blower

Chipper vacs	50
Blower	51

52 Chipper/Shredders

LAWN MOWER

Detailed solutions which inspire

No garden is alike. Some people can hardly wait to mow their lawn, whereas for others it is a necessity. One thing is certain: Choose the right product and working is fun. MTD certainly has the product to suit your needs.


How to choose the right mower?


Type of landscape

Choose a self propelled lawn mower with large wheels for hilly, sloping or uneven ground or for places hard to reach.

Lawn size

To determine the mower best for you please use the symbol you can find beneath every product picture. For a first orientation please use the chart below.



 This symbol can be found in the specifications of each product. It helps you to determine the ideal machine for your lawn size.

Mulching, bagging, discharge



When mulching, the grass clippings with their nutrients can ideally be used as a natural green fertilizer.



Lawn mowers with a grass catcher ensure a clean and tidy lawn.



Lawn mowers with rear or side discharge can demonstrate their benefits especially with high or wet grass.



Many of our models offer you two, three or all four options simultaneously or can be easily converted with appropriate attachments. You can recognise these units by our 2-in-1, 3-in-1, 3-in-1 OPTION or 4-in-1 logo.



1. Discharge
2. Bagging



1. Discharge
2. Bagging
3. Mulching



Convertible from 2-in-1 function to 3-in-1 with optional attachments.



1. Rear Discharge
2. Side Discharge
3. Bagging
4. Mulching

The benefits at a glance

- + Quiet and environmentally friendly
- + Ergonomic handle
- + Easy to handle due to light weight
- + Precise and clean cutting pattern
- + Solid steel deck
- + Foldable handle to save storage space and for easy transport

Your little helper for a clean cut!

REEL MOWER

Ideal for small lawns and front gardens

The new reel mower from MTD is your ideal helper for small lawns and front gardens. The MTD reel mower is operated by hand, making it very quiet, and requires no electricity or petrol. Furthermore, the mower is low maintenance, environmentally friendly and cost-efficient.

The MTD reel mower benefits from being light weight and is therefore easy to manoeuvre. The foldable handle also allows the mower to be stored away easily in compact spaces. Its special cutting technique carefully produces a clean and precise finish. Anyone looking to invest more time in the care of their lawn without considering it simply a chore will soon be rewarded with a perfectly maintained English lawn when using the MTD reel mower.



Accessory



Grass catcher

(Art.-Nr. 196-759-678)

www.famcocorp.com

E-mail: info@famcocorp.com

@famco_group

Tel: +91-48000049

Fax: +91-44994642

	RM 380
Wheels (f / r)	200 mm, ball bearings
Deck material	steel
Cutting width	38 cm
Height adjustment	4 positions, individual
Cutting height	13-38 mm
Grass catcher	available as accessory (art.no.: 196-759-678)
Mulch kit	-
Handle	ErgoHandle, foldable
Weight (approx.)	9 kg

تهران، کیلومتر ۲۱ بزرگراه لشگری (جاده مخصوص کرج)

روبروی پالایشگاه نفت پارس، پلاک ۱۲

Lightweight and easy to handle

MTD SMART ELECTRIC LAWN MOWERS

Ideal for small to medium-sized lawn areas

Due to their small weight the new MTD SMART electric lawn mowers are very easy to handle and enable easy mowing even in areas that are difficult to reach such as under trees or bushes. Their compact sizes as well as the foldable handles enable them to fit into the tightest of storage spaces.

Small, compact and lightweight: the new MTD SMART electric lawn mowers are the ideal devices for mowing small lawns or as a complement to a lawn tractor.



The benefits at a glance

- + Lightweight
- + Low noise
- + Easy to handle
- + Compact size



	SMART 32 E	SMART 38 E	46 E
Motor	1000 W / 230 V	1300 W / 230 V	1600 W / 230 V
Wheels (f / r)	130 mm / 160 mm	130 mm / 160 mm	180 mm / 180 mm
Deck material	polypropylene	polypropylene	steel
Cutting width	30,5 cm	37 cm	46 cm
Height adjustment	3 positions, manual	3 positions, manual	6 positions, individual
Cutting height	25-60 mm	25-60 mm	20-90 mm
Grass catcher (approx.)	28 l, hard box	35 l, hard box	70 l, soft bag
Mulch kit	-	-	available as accessory (art.no.: 196-733-678)
Handle	StandardHandle	StandardHandle	OptiHandle, fully foldable
Weight (approx.)	12 kg	14 kg	25 kg

www.famcocorp.com

E-mail: info@famcocorp.com

@famco_group

Tel: +91-48000049

Fax: +91-44994642

تهران، کیلومتر ۲۱ بزرگراه لشگری (جاده مخصوص کرج)

روبروی پالایشگاه نفت پارس، پلاک ۱۲



Easy to use, quiet and high performing

MTD OPTIMA ELECTRIC LAWN MOWERS

Ideal for small to medium-sized lawn areas

MTD OPTIMA electric lawn mower persuade with their reliable technology – and, in addition to an eye-catching design, offer a diverse range of features. They are easy to use and to plug in, easy to manoeuvre and affordable.

The deep-drawn mowing decks ensure an excellent cut and good catch performance, while the generously sized grass catchers only rarely have to be emptied. Easy to handle and compact they are ideal for mowing small to medium-sized lawns of up to 500 square metres.

The benefits at a glance

- + Low noise
- + Good value for money
- + Environmentally friendly
- + Easy to handle
- + High rear wheels
- + Bag full indicator



	3412 E HW	3816 E HW	4218 E HW
Motor	1200 W / 230 V	1600 W / 230 V	1800 W / 230 V
Wheels (f / r)	150 mm / 200 mm	150 mm / 260 mm	150 mm / 260 mm
Deck material	polypropylene	polypropylene	polypropylene
Cutting width	34 cm	38 cm	42 cm
Height adjustment	5 positions, central	5 positions, central	7 positions, central
Cutting height	30-70 mm	30-70 mm	22-72 mm
Grass catcher (approx.)	40 l, soft bag with hard top	50 l, soft bag with hard top	60 l, soft bag with hard top
Mulch kit	-	available as accessory (art.no.: 196-585-678)	available as accessory (art.no.: 196-586-678)
Handle	ErgoHandle, fully foldable	ErgoHandle, fully foldable	ErgoHandle, fully foldable
Handle height adjustment	3 positions	3 positions	3 positions

Weight www.famcocorp.com

E-mail: info@famcocorp.com

@famco_group

Tel: ۰۲۱-۴ ۸ ۰ ۰ ۰ ۰ ۴ ۹

Fax : ۰۲۱ - ۴۴۹۹۴۶۴۲

تهران ، کیلومتر ۲۱ بزرگراه لشگری (جاده مخصوص کرج)

روبروی پالایشگاه نفت پارس ، پلاک ۱۲



The benefits at a glance

- + Optional bagging or discharge of the clippings (except model 51 BO)
- + High cutting performance
- + Powerful MTD ThorX OHV engines
- + Easy mowing on uneven fields with all MTD SMART self propelled lawn mowers

Reliable and robust

MTD SMART PETROL MOWERS

Ideal for medium-sized lawn areas

Easy handling, reliable and robust – this is the MTD SMART beginner’s range. All lawn mowers are fitted with the quiet MTD ThorX OHV engine, guaranteeing effortless and reliable work. Two levers operate a height adjuster with six cutting positions, which are easy to change and allow you to adjust the cutting height to all conditions. MTD SMART lawn mowers are available as push mowers with working widths of 42 cm and 46 cm and as lawn mowers with rear wheel drive with working widths of 42 cm up to 53 cm. When mowing you can decide whether to collect the grass clippings or to leave them on the lawn. The mowers are fitted with a grass catcher with a 60 or 70 litre capacity and a large opening for easy emptying.

MTD ThorX OHV engine

All MTD Smart petrol lawn mowers are equipped with the MTD ThorX OHV engine:

- OHV design locates the valves and spark directly above the piston, in the center of the combustion chamber assuring the hottest and most efficient combustion of the fuel air mixture.

- Benefit:

www.famcocorp.com

E-mail: info@famcocorp.com

[@famco_group](https://www.instagram.com/famco_group)

Tel: ۰۲۱-۴۸۰۰۰۰۴۹

Fax : ۰۲۱ - ۴۴۹۹۴۶۴۲



تهران ، کیلومتر ۲۱ بزرگراه لشگری (جاده مخصوص کرج)

روبروی پالایشگاه نفت پارس ، پلاک ۱۲


 800m²


NEW


 800m²

	395 PO	SMART 42 PO
Engine	MTD ThorX 35, 123 cm ³	MTD ThorX 35, 123 cm ³
Rated power (kW / min ⁻¹)	1,7 / 2850	1,7 / 2850
Start	pull	pull
Wheels (f / r)	175 mm / 175 mm	180 mm / 180 mm
Deck material	polypropylene	steel
Cutting width	39,5 cm	42 cm
Height adjustment	3 positions, individual front / rear	6 positions, individual front / rear
Cutting height	36-72 mm	28-92 mm
Grass catcher (approx.)	40 l, soft bag	60 l, soft bag
Mulch kit	-	available as accessory (art.no.: 196-587-678)
Handle	StandardHandle	OptiHandle, fully foldable
Weight (approx.)	19 kg	28 kg



NEW


 1000m²

 2000m²

	SMART 46 PO	51 BO
Engine	MTD ThorX 35, 123 cm ³	MTD ThorX 35, 123 cm ³
Rated power (kW / min ⁻¹)	1,7 / 2850	1,7 / 2850
Start	pull	pull
Wheels (f / r)	180 mm / 180 mm	180 mm / 180 mm
Deck material	steel	steel
Cutting width	46 cm	51 cm
Height adjustment	6 positions, individual front / rear	3 positions, individual
Cutting height	28-92 mm	35-55 mm
Grass catcher (approx.)	60 l, soft bag	-
Mulch kit	available as accessory (art.no.: 196-588-678)	-
Handle	OptiHandle, fully foldable	StandardHandle
Weight (approx.)	29 kg	27 kg

With wheel drive



	SMART 42 SPO	SMART 46 SPO
Engine	MTD ThorX 35, 123 cm ³	MTD ThorX 35, 123 cm ³
Rated power (kW / min ⁻¹)	1,7 / 2850	1,7 / 2850
Start	pull	pull
Wheels (f / r)	180 mm / 200 mm	180 mm / 200 mm
Deck material	steel	steel
Cutting width	42 cm	46 cm
Height adjustment	6 positions, individual front / rear	6 positions, individual front / rear
Cutting height	28-92 mm	28-92 mm
Grass catcher (approx.)	60 l, soft bag	60 l, soft bag
Mulch kit	available as accessory (art.no.: 196-587-678)	available as accessory (art.no.: 196-588-678)
Handle	OptiHandle, fully foldable	OptiHandle, fully foldable
Weight (approx.)	33 kg	34 kg



	46 SPOE	SMART 53 SPO
Engine	MTD ThorX 55, 173 cm ³	MTD ThorX 55, 173 cm ³
Rated power (kW / min ⁻¹)	2,6 / 2850	2,6 / 2850
Start	electric	pull
Wheels (f / r)	180 mm / 200 mm	180 mm / 200 mm
Deck material	steel	steel
Cutting width	46 cm	53 cm
Height adjustment	6 positions, central	6 positions, individual front / rear
Cutting height	20-90 mm	28-92 mm
Grass catcher (approx.)	70 l, soft bag	70 l, soft bag
Mulch kit	standard	available as accessory (art.no.: 196-589-678)
Handle	OptiHandle, fully foldable	OptiHandle, fully foldable
Weight (approx.)	33 kg	39 kg

www.famcocorp.com
E-mail: info@famcocorp.com
@famco_group

Tel: ۰۲۱-۴۸۰۰۰۰۴۹
Fax: ۰۲۱-۴۴۹۹۴۶۴۲

تهران، کیلومتر ۲۱ بزرگراه لشگری (جاده مخصوص کرج)
روبروی پالایشگاه نفت پارس، پلاک ۱۲



MTD OPTIMA PETROL MOWERS

Ideal for medium-sized to large lawn areas

Do you have larger areas to mow, on uneven land or a sloping lawn? Then let the MTD OPTIMA range of petrol lawn mowers come to your assistance. They are equipped with a central cutting height adjustment and high performance engines to make work more comfortable. You can choose between push mowers and self propelled mowers and between lawn mowers with and without high rear wheels to work on all kind of fields. The handles on the lawn mowers are fully foldable, enabling easy storage in minimum space. The grass clippings can either be collected or discharged. Some models include a mulch kit in the delivery. All

other MTD OPTIMA lawn mowers can be equipped with a mulch kit as accessory. The large capacity grass catchers which can be easily pulled through the handle and easy manoeuvrability complete the extensive list of features offering comfort and performance in the MTD OPTIMA range of petrol lawn mowers.

The benefits at a glance

- + Easy mowing on uneven fields thanks to wheel drive (except model OPTIMA 42 PB and OPTIMA 46 PB)
- + Optional bagging or discharge of the clippings
- + Mulch kit available as accessory or already included on selected models
- + Premium collecting performance
- + High cutting performance
- + Central cutting height adjustment
- + Powerful engines
- + Easy to use

www.famcocorp.com
 E-mail: info@famcocorp.com
 @famco_group

Tel: ۰۲۱-۴۸۰۰۰۰۴۹
 Fax: ۰۲۱-۴۴۹۹۴۶۴۲

تهران، کیلومتر ۲۱ بزرگراه لشگری (جاده مخصوص کرج)
 روبروی پالایشگاه نفت پارس، پلاک ۱۲



	OPTIMA 42 PB	OPTIMA 46 PB
Engine	B&S 450 E Series, 125 cm ³	B&S 450 E Series, 125 cm ³
Rated power (kW / min ⁻¹)	1,9 / 2900	1,9 / 2900
Start	pull	pull
Wheels (f / r)	180 mm / 180 mm	180 mm / 180 mm
Deck material	steel	steel
Cutting width	42 cm	46 cm
Height adjustment	6 positions, central	6 positions, central
Cutting height	28-92 mm	28-92 mm
Grass catcher (approx.)	60 l, soft bag	60 l, soft bag
Mulch kit	available as accessory (art.no.: 196-587-678)	available as accessory (art.no.: 196-588-678)
Handle	OptiHandle, fully foldable	OptiHandle, fully foldable
Handle height adjustment	3 positions	3 positions
Weight (approx.)	28 kg	29 kg



	OPTIMA 42 SPB	OPTIMA 46 SPB	OPTIMA 46 SPB HW
Engine	B&S 450 E Series, 125 cm ³	B&S 500 E Series, 140 cm ³	B&S 500 E Series, 140 cm ³
Rated power (kW / min ⁻¹)	1,9 / 2900	2,0 / 2900	2,0 / 2900
Start	pull	pull	pull
Wheels (f / r)	180 mm / 200 mm	180 mm / 200 mm	180 mm / 280 mm
Deck material	steel	steel	steel
Cutting width	42 cm	46 cm	46 cm
Height adjustment	6 positions, central	6 positions, central	6 positions, central
Cutting height	28-92 mm	28-92 mm	28-92 mm
Grass catcher (approx.)	60 l, soft bag	60 l, soft bag	60 l, soft bag
Mulch kit	available as accessory (art.no.: 196-587-678)	available as accessory (art.no.: 196-588-678)	included
Handle	OptiHandle, fully foldable	OptiHandle, fully foldable	OptiHandle, fully foldable
Handle height adjustment	3 positions	3 positions	3 positions
Weight (approx.)	33 kg	34 kg	37 kg



	OPTIMA 53 SPB	OPTIMA 53 SPB HW
Engine	B&S 625 E Series, 190 cm ³	B&S 675 EX Series RS, 190 cm ³
Rated power (kW / min ⁻¹)	2,4 / 2900	2,6 / 2900
Start	pull	pull
Wheels (f / r)	200 mm / 200 mm	200 mm / 280 mm
Deck material	steel	steel
Cutting width	53 cm	53 cm
Height adjustment	6 positions, central	6 positions, central
Cutting height	28-92 mm	28-92 mm
Grass catcher (approx.)	70 l, soft bag	70 l, soft bag
Mulch kit	available as accessory (art.no.: 196-589-678)	included
Handle	OptiHandle, fully foldable	OptiHandle, fully foldable
Handle height adjustment	3 positions	3 positions
Weight (approx.)	39 kg	40 kg



Matured technology in every detail

MTD ADVANCE PETROL MOWERS

Ideal for medium-sized to large lawn areas

High level technical requirements and large-scale performance – the MTD ADVANCE range of petrol lawn mowers is the dynamo needed for professional requirements. They are the ideal mowers for medium-sized to large lawns between 800 m² and 1300 m² with bushes, trees and slopes. Thanks to the extremely quiet and high performance four-stroke Kawasaki engine, which transmits power to the high rear wheels, even mowing uphill can be comfortably achieved without strenuous pushing. You can mow and mulch, and both side and rear discharge are available. The speed

on model ADVANCE 53 SPKV HW can be adjusted using the advance speed control lever on the handle and thereby optimally set at walking pace. Sturdy steel deck, easy to use central cutting height adjustment, foldable handle and grass catcher with hard top and integrated bag full indicator complete the features of the MTD ADVANCE petrol lawn mowers.

With the variable speed control the ground speed of model ADVANCE 53 SPKV HW can individually and continuously be adjusted to your walking speed.

**VARIABLE
SPEED**



1 machine - 4 functions

With the MTD ADVANCE petrol mowers you can not only bag or mulch the grass clippings, but also choose between side discharge and rear discharge.

Kawasaki engine:

High-quality and reliable engine.



Bag full indicator

The bag full indicator easily indicates when the bag is full and needs to be emptied.



POWERED BY
Kawasaki

NEW



2000m²



POWERED BY
Kawasaki

NEW



VARIABLE
SPEED

2000m²

	ADVANCE 53 SPK HW	ADVANCE 53 SPKV HW
Engine	Kawasaki FJ 180V, 180 cm ³	Kawasaki FJ 180V, 180 cm ³
Rated power (kW / min ⁻¹)	3,0 / 2900	3,0 / 2900
Start	pull	pull
Wheels (f / r)	200 mm / 280 mm	200 mm / 280 mm
Deck material	steel	steel
Cutting width	53 cm	53 cm
Height adjustment	6 positions, central	6 positions, central
Cutting height	28-92 mm	28-92 mm
Grass catcher (approx.)	70 l, soft bag with hard top	70 l, soft bag with hard top
Mulch kit	included	included
Deflector	side and rear deflector	side and rear deflector
Handle	OptiHandle, fully foldable	OptiHandle, fully foldable
Handle height adjustment	3 positions	3 positions
Weight (approx.)	42 kg	44 kg


High rear wheels

High rear wheels improve the manoeuvrability in case of hilly, sloping or uneven ground.



Fully foldable handle

For an easy and compact storage and transport you can completely fold the handle to reduce the space needed.




Central cutting height adjustment

The cutting height can be adjusted centrally in one of 6 positions



Ergonomic handle

The ergonomic handle with foam grip permits you to have the best control of your mower with a premium comfortable position reducing the effort of mowing.



Grass clippings – a valuable green fertiliser

MTD SMART MULCHING MOWER

Ideal for medium-sized lawn areas

Mulching is a clever kind of lawn maintenance that also saves time because there is no grass catcher to empty. The grass is repeatedly cut until it becomes very small. Then it is deposited back into the lawn as a provider of moisture and natural fertiliser. Reusing your clippings protects your lawn against excessive sunlight. So it maintains its healthy green colour. MTD offers you the ideal mulching mower. With a specially shaped mulching deck, it offers excellent results.



The benefits at a glance

- + Easy to use
- + Compact and light weight mower
- + Optional mulching or side discharge
- + Fully foldable handle
- + Powerful engine
- + High cutting performance



G 46 MO	
Engine	MTD ThorX 45, 139 cm³
Rated power (kW / min ⁻¹)	2,0 / 3000
Start	pull
Wheels (f / r)	200 mm / 200 mm
Deck material	steel
Cutting width	46 cm
Height adjustment	9 positions, individual
Cutting height	35-100 mm
Grass catcher	-
Mulch kit	included
Handle	Standard Handle, fully foldable
Handle height adjustment	2 positions
Weight (approx.)	26 kg

Keyword:

Mulching

1. Mulching saves time

There is no collecting and disposal of the clippings.


2. Mulching saves money

Reduce your fertiliser and irrigation costs. Clippings are a valuable natural fertiliser for your lawn.

3. Mulching protects your lawn

Reusing your clippings protects your lawn against excessive sunlight. So it maintains its healthy green colour.

To maximise the benefits of mulching, you should never remove more than one third of the height of the grass with each mowing (max. 3 cm) and you should mow regularly;



Characteristic for a mulching mower are the domed shape of the cutting deck and the specially shaped mulching blade. Thanks to its profile it creates an air vortex inside the cutting deck that keeps the clippings suspended and swirling around long enough for them to be cut into fine pieces. This way you can literally

www.famcocorp.com

E-mail: info@famcocorp.com

@famco_group

Tel: +91-48000049

Fax: +91-44994642

تهران، کیلومتر ۲۱ بزرگراه لشگری (جاده مخصوص کرج)

روبروی پالایشگاه نفت پارس، پلاک ۱۲



Full power and performance – without gasoline or cables

MTD OPTIMA LI-ION LAWN MOWER

Ideal for small lawn areas

The MTD LI-ION lawn mower is especially suited for mowing allotments, housing developments and small house gardens. Powerful and precise, with a fully charged battery it can mow lawns of up to 250 m², without annoying cables or emissions and with the optional interchangeable battery pack you can even extend the area that can be covered individually.

Equipped with an array of comfort features, such as a collecting bag with fill indicator, handle height adjustment, central cutting height adjustment and an external charger, the MTD LI-ION mower is the perfect alternative to electric lawn mowers with cables.

The lithium-ion mower from MTD is designed to give you the best result in the most eco-friendly way in terms of noise and emission.



LI-ION POWER 34

Motor	2x36 V / 1,45 Ah interchangeable Lithium-Ion battery system
Wheels (f / r)	150 mm / 170 mm
Deck material	polypropylene
Cutting width	34 cm
Height adjustment	5 positions, central
Cutting height	20-60 mm
Grass catcher (approx.)	35 l, soft bag
Mulch kit	-
Handle	PultHandle, fully foldable
Handle height adjustment	2 positions
Weight (approx.)	13 ka

www.famcocorp.com

E-mail: info@famcocorp.com

[@famco_group](https://www.instagram.com/famco_group)

Tel: +91-48000049

Fax: +91-44994642

Additionally available:



Interchangeable battery pack

(Art.-Nr. 196-760-678)

The benefits at a glance

- + Central cutting height adjustment
- + Easy to handle
- + Lightweight
- + No annoying cables
- + Low maintenance
- + Environmentally friendly
- + With external charger

تهران، کیلومتر ۲۱ بزرگراه لشگری (جاده مخصوص کرج)

روبروی پالایشگاه نفت پارس، پلاک ۱۲

The benefits at a glance

- + Large cutting width of 84 cm
- + Central cutting height adjustment
- + Optional mulching or discharge of the clippings
- + Fully foldable handle
- + Caster front wheels and wheel drive for easy manoeuvrability
- + Deck wash nozzle for easy cleaning of the deck
- + Large fuel capacity



Power for your garden

MTD OPTIMA WIDE CUT MOWER

Ideal for large lawn areas

A wide area of grass, a hill and you can't be bothered with tediously pushing a heavy lawn mower? Then the wheel-driven large-area mower by MTD is just right for you. It not only features special performance parameters, it also combines the power of a lawn tractor with the concept of a petrol-powered and a mulching lawn mower with unbeatable user comfort.

Robust and reliable, the B&S OHV engine effortlessly gets the mower going. The cutting diameter of 84 cm, central cut-height adjustment and fully folding, ergonomic handle perfectly round out the list of convenient features – making even large areas of grass easier than ever to mow.

	WCM 84
Engine	B&S 3105 Series, 344 cm ³
Rated power (kW / min ⁻¹)	6,5 / 2900
Fuel capacity (approx.)	7,5 l
Start	pull
Gears	4 forward / 1 reverse
Wheels (f / r)	200 mm / 400 mm, ball bearings
Deck material	steel
Cutting width	84 cm
Height adjustment	8 positions, central
Cutting height	25-100 mm
Grass catcher	-
Mulch kit	included



تهران ، کیلومتر ۲۱ بزرگراه لشگری (جاده مخصوص کرج)

روبروی پالایشگاه نفت پارس ، پلاک ۱۲

www.famcocorp.com

E-mail: info@famcocorp.com

@famco_group

Tel: ۰۲۱-۴۸۰۰۰۰۴۹

Fax: ۰۲۱-۴۴۹۹۴۶۴۲

MTD OPTIMA FIELD MOWER

Ideal for long grass and meadows

With a working width of 87 cm and a powerful B&S engine, the MTD field mower is the right mower for long grass, meadows and paddocks. The additionally available winter equipment makes the field mower to a valuable helper throughout the year.



BM 87-35	
Engine	B&S 450 Series, 148 cm ³
Rated power (kW / min ⁻¹)	1,9 / 3100
Start	pull
Wheel drive	rear wheel drive
Wheels	13" x 5", pneumatic
Working width	87 cm
Cutting height adjustment	10 - 30 mm
Handle height adjustment	yes
Weight (approx.)	53 kg



The benefits at a glance

- + Clean cut of grass and herbs
- + None clogging universal cutter bar with hardened cutter blade
- + Height adjustable handle for mowing in the most comfortable position
- + Fully foldable handle
- + 87 cm working width, with height adjustable skid plates and side bumper
- + Pneumatic wheels
- + Winter equipment additionally available

Accessories



Winter equipment

Dozer blade with 85 cm working width and tire chains

www.famcocorp.com

E-mail: info@famcocorp.com

@famco_group

Tel: +91-48000049

Fax: +91-44994642

تهران، کیلومتر ۲۱ بزرگراه لشگری (جاده مخصوص کرج)

روبروی پالایشگاه نفت پارس، پلاک ۱۲



To ensure that your lawn can breathe deeply

MTD SMART ELECTRIC AND PETROL SCARIFIER

Take a deep, conscious breath... That's the way your lawn feels after scarification. Twice a year - ideally a dry day in spring or autumn - you should free your lawn from felt. The felt layer is a breeding ground for fungi, binds moisture and inhibits a powerful root growth of your lawn. MTD offers you a number of scarifier, which fulfill exactly your needs.

MTD Electric Scarifier

The powerful electric scarifier are especially suitable for smaller and medium-sized lawns. They are extremely robust, very comfortable and easy to handle. With the powerful engine and working widths of up to 40 cm you can comb through your lawn fast and uncomplicated.

MTD Petrol Scarifier

With our petrol scarifier you have a machine with 21 or 24 blades. The working depth can be adjusted central, continuous and comfortable. Fixed tines made of special steel do thorough work when scarifying: Like a bucket wheel they remove the felt from your lawn and comb the scarified material out of the lawn.



The benefits at a glance

- + Removes plant remains, moss and weed
- + Stimulates healthy lawn growth
- + Aerates the ground so that water and nutrients can be better absorbed by the ground and feed the lawn

www.famcocorp.com

E-mail: info@famcocorp.com

@famco_group

Tel: +91-48000049

Fax: +91-44994642

تهران، کیلومتر ۲۱ بزرگراه لشگری (جاده مخصوص کرج)

روبروی پالایشگاه نفت پارس، پلاک ۱۲



	VE 30 B	VE 40 B
Motor	1000 W / 230 V	1500 W / 230 V
Wheels (f / r)	130 mm / 160 mm	180 mm / 180 mm
Deck material	polypropylene	steel
Working width	30 cm	40 cm
Height adjustment	3 Positions, manual	central
Working depth	0-8 mm	0-8 mm
Soft bag (approx.)	24 l	45 l
Blade drive	belt	belt
Blades	15, fixed	21, fixed
Handle	StandardHandle	ErgoHandle, fully foldable
Weight (approx.)	12 kg	31 kg



	VG 40 BM	VG 45 BM
Engine	MTD ThorX 35 H, 123 cm ³	MTD ThorX 55 H, 179 cm ³
Wheels (f / r)	180 mm / 180 mm	180 mm / 180 mm
Deck material	steel	steel
Working width	40 cm	45 cm
Height adjustment	central	central
Working depth	0-8 mm	0-8 mm
Soft bag (approx.)	45 l	50 l
Blade drive	belt	belt
Blades	21, fixed	24, fixed
Handle	ErgoHandle, fully foldable	ErgoHandle, fully foldable
Weight (approx.)	33 kg	35 kg



Push-lawn roller

Original MTD steel push-lawn roller with a working width of 49 cm, a diameter of 32 cm and a weight of approx. 10 kg.

(Art.-Nr. 196-300C678)



LAWN TRACTORS

Versatile and comfortable



How to choose the right lawn tractor?

Type of landscape

Choose a product with wider wheels and a powerful engine for a hilly or sloping ground. Our pendulous suspended cutting deck is excellent for larger and uneven lawn areas as it can easily adapt to the ground.

Lawn size

The size of the lawn area is one of the key factors for choosing the right product. To determine the appropriate working width, please use the chart below or use the symbol you can find beneath every lawn tractor.

				
CUTTING WIDTH	60 cm	76 cm	92-96 cm	105-107 cm
LAWN SIZE	500 m ²	800 m ²	1500 m ²	2000 m ²



This symbol can be found in the specifications of each product. It helps you to determine the ideal machine for your lawn size.

Mulching, bagging, discharge

1 Bagging

To achieve a professional, perfect cut, the grass clippings can be bagged and composted separately. On all models with rear discharge, the grass catcher can be emptied comfortably from the driver's seat.

2 Discharge

The clippings can be discharged with the aid of a deflector. This is particularly recommendable when the grass can be left on the ground.

3 Mulching

Mulching has the advantage that the soil is fertilised with the grass clippings. In this way the clippings with their nutrients can ideally be used as natural fertilizer. Mulching is recommendable in

www.famcocorp.com

E-mail: info@famcocorp.com

@famco_group

Tel: +91-48000049

Fax: +91-44994642



تهران، کیلومتر ۲۱ بزرگراه لشگری (جاده مخصوص کرج)

روبروی پالایشگاه نفت پارس، پلاک ۱۲

With a few simple steps you can adapt the use of your tractor to the season and the operating condition. To allow you to choose according to your needs, many of our tractors have two or all three functions simultaneously or can be converted with appropriate attachments. You can recognise these machines by our 2-in-1, 3-in-1 or 3-in-1 OPTION logo.



1. Discharge
2. Bagging



1. Discharge
2. Bagging
3. Mulching



OPTION

Expandable from 2-in-1 function to 3-in-1 function with appropriate attachments.

Transmissions



Transmatic transmissions

Shift-on-the-go.

The Transmatic transmission allows for continuously variable shifting. Choose your basic speed by moving the speed shift lever and start moving. By pressing on the brake pedal you can slow down your speed and start again without having to change gears. Releasing the brake pedal, the tractor automatically resumes your preset speed.



Rear discharge



Side discharge

Hydrostatic transmissions

The hydrostatic transmission allows for smoothly and precise manoeuvring. On our tractors with rear discharge, you can control velocity as well as the infinitely variable forward and reverse speed by the tilt foot pedal. Thus, you can leave both hands at the steering wheel, there is no need to operate the clutch or shift gear. On our tractors with side discharge, the drive can be handled very comfortably by manual lever.

Our tractors Clever in every detail



Ergonomically arranged control elements



Turf saving wheels



Mowing deck with anti-scalp wheels to prevent damages of the grass surfaces



Almost all tractors with rear discharge have a grass catcher which is easy to empty from the driver's seat



Small turning radius for very good manoeuvrability



Tractors with rear discharge and a two-blade system have counter-rotating blades which



Fully forward-folding and removable one-piece hood for easy maintenance



Step through frame makes getting on and off extremely comfortable



Pivoting front axle for an even and professional cut even over bumpy terrain.



Several lawn tractors by MTD are equipped with a deck wash nozzle for easy cleaning of the

transport www.famcocorp.com
very effe [E-mail: info@famcocorp.com](mailto:info@famcocorp.com)
grass ca [@famco_group](https://www.instagram.com/famco_group)

Tel: +91-48000049
Fax: +91-44994642

تهران، کیلومتر ۲۱ بزرگراه لشگری (جاده مخصوص کرج)
روبروی پالایشگاه نفت پارس، پلاک ۱۲



MTD SMART LAWN TRACTORS

with rear and side discharge

Do you have a large lawn to mow and want the job done as quickly as possible? Then the MTD SMART lawn tractor is the perfect choice for you, whether you opt for a rear discharge or side discharge model. Once you have mown your lawn with this, you'll probably never go back to a hand-guided mower. MTD SMART lawn tractors are practical, robust and reliable, and with a cutting width of 76 cm to 107 cm, they are ideal for areas measuring 1000 m² to 2000 m².

Thanks to the small turning radius of 46 cm, mowing around bushes and beds is safe and simple. All tractors also have a step through frame, making it easy to get on and off; a beverage holder, an adjustable seat, head lights and ergonomically designed control elements for deck engagement and transmission. The cutting height can be easily adjusted to five positions between 30 mm and 95 mm.

With side discharge



The benefits at a glance

- + Head lights
- + „Shift-on-the-go“ Transmatic transmission
- + Floating deck
- + Pivoting front axle
- + Step through frame makes getting on and off extremely comfortable
- + Small turning radius
- + Optional 3-in-1 functions: discharge, mulching and bagging (with accessories)

	RF 125	RG 145
Cutting width	96 cm	107 cm
Cutting height adjustment	5 positions, 30-95 mm	5 positions, 30-95 mm
Engine	MTD, 1 cylinder	B&S PB, 1 cylinder
Rated power (kW / min ⁻¹)	6,2 / 2800	9,1 / 2800
Fuel capacity (approx.)	3,8 l	3,8 l
Transmission	Transmatic	Transmatic
Grass catcher	available as accessory (art.no. OEM-190-180A)*	available as accessory (art.no. OEM-190-180A)*
Mulch kit	available as accessory (art.no. OEM-190-116)*	available as accessory (art.no. OEM-190-116)*
Deflector	standard	standard
Turning radius	46 cm	46 cm
Wheels (f / r)	13" x 5" / 18" x 6,5"	15" x 6" / 20" x 8"
Measurements (approx.)	L 170 / W 130** / H 100 cm	L 170 / W 139*** / H 100 cm

www.famcocorp.com

E-mail: info@famcocorp.com

@famco_group

Tel: +91-48000049

Fax: +91-44994642

تهران، کیلومتر ۲۱ بزرگراه لشگری (جاده مخصوص کرج)

روبروی پالایشگاه نفت پارس، پلاک ۱۲

With rear discharge



	RC 125	RE 125
Cutting width	76 cm	92 cm
Cutting height adjustment	5 positions, 30-95 mm	5 positions, 30-95 mm
Engine	MTD, 1 cylinder	MTD, 1 cylinder
Rated power (kW / min ⁻¹)	6,0 / 2600	6,2 / 2800
Fuel capacity (approx.)	3,8 l	3,8 l
Transmission	Transmatic	Transmatic
Grass catcher (approx.)	200 l	240 l, soft bag with hard top
Mulch kit	-	available as accessory (art.no. 196-749-678)*
Deflector	standard	available as accessory (art.no. 196-750-678)*
Turning radius	46 cm	46 cm
Wheels (f / r)	13" x 5" / 18" x 6,5"	13" x 5" / 18" x 6,5"
Measurements (approx.)	L 225** / W 91 / H 103 cm	L 225** / W 99 / H 103 cm
Weight (approx.)	185 kg	195 kg

The best
at a glance

- + Head lights
- + Floating deck
- + Pivoting front axle
- + Step through frame makes getting on and off extremely comfortable
- + Large collector offers ability to cover large areas in a short time
- + Small turning radius
- + Optional 3-in-1 functions: bagging, discharge and mulching (with accessories, except model RC 125)
- + Laterally displaced deck allows mowing close to edges



	RE 130 H	RN 145
Cutting width	92 cm	105 cm
Cutting height adjustment	5 positions, 30-95 mm	5 positions, 30-95 mm
Engine	MTD, 1 cylinder	B&S PB, 1 cylinder
Rated power (kW / min ⁻¹)	6,3 / 2800	8,9 / 2600
Fuel capacity (approx.)	3,8 l	3,8 l
Transmission	Hydrostatic	Transmatic
Grass catcher (approx.)	240 l, soft bag with hard top	240 l, soft bag with hard top
Mulch kit	available as accessory (art.no. 196-749-678)*	available as accessory (art.no. 196-749-678)*
Deflector	available as accessory (art.no. 196-750-678)*	available as accessory (art.no. 196-750-678)*
Turning radius	46 cm	46 cm
Wheels (f / r)	13" x 5" / 18" x 6,5"	15" x 6" / 18" x 9,5"
Measurements (approx.)	L 225** / W 99 / H 103 cm	L 225** / W 110 / H 103 cm
Weight (approx.)	195 kg	198 kg



www.famcocorp.com

* Please E-mail: info@famcocorp.com

** without [@famco_group](https://www.instagram.com/famco_group)

Tel: +91-48000049

Fax: +91-44994642

تهران، کیلومتر ۲۱ بزرگراه لشگری (جاده مخصوص کرج)

روبروی پالایشگاه نفت پارس، پلاک ۱۲

Real workhorses

MTD OPTIMA LAWN TRACTORS

with rear and side discharge

Comfortable and versatile – you won't have to sacrifice a thing with MTD OPTIMA lawn tractors. With a cutting width of 92 cm to 107 cm they are real workhorses and ideal for mowing even large surfaces.

All MTD OPTIMA lawn tractors are fitted with a high-performance engine, guaranteeing high performance and long service life. They are fitted with particularly low-maintenance and a robust transmission as standard for a smooth and comfortable ride. The fully forward-folding and removable hood also gives easy access for maintenance work at any time.

The floating deck adapts to uneven ground on rough terrains and can be cleaned with

the utmost ease and convenience, thanks to the deck wash nozzle that is included for practically all MTD OPTIMA lawn tractors. In addition to the many comfort features of MTD SMART lawn tractors, MTD OPTIMA lawn tractors also impress with their "Ready to go" feature, whereby they are operational within just a few minutes. A battery charger is included in the delivery.

Thanks to the addition of useful accessories such as a dozer blade, lawn sweeper and spreader attachment, a wide range of home and garden jobs can be completed more quickly and easily all year round.

The benefits at a glance

- + Powerful B&S engine (except model LF 130 and LE 130)
- + Battery charger included
- + Deck wash nozzle (except model LF 130 and LG 155)
- + Model LG 200 H and LN 200 H with front bumper
- + Head lights
- + Floating deck
- + Pivoting front axle
- + Step through frame makes getting on and off extremely comfortable
- + Small turning radius
- + Optional 3-in-1 functions: discharge, mulching and bagging (with accessories)

With side discharge



	LF 130	LG 155	LG 175 H
Cutting width	96 cm	107 cm	107 cm
Cutting height adjustment	5 positions, 30-95 mm	5 positions, 30-95 mm	5 positions, 30-95 mm
Engine	MTD, 1 cylinder	B&S PB, 1 cylinder	B&S PB, 1 cylinder
Rated power (kW / min ⁻¹)	6,3 / 2800	9,2 / 2800	9,5 / 2800
Fuel capacity (approx.)	3,8 l	3,8 l	3,8 l
Transmission	Transmatic	Transmatic	Hydrostatic
Grass catcher	available as accessory (art.no. OEM-190-180A)*	available as accessory (art.no. OEM-190-180A)*	available as accessory (art.no. OEM-190-180A)*
Mulch kit	available as accessory (art.no. OEM-190-116)*	available as accessory (art.no. OEM-190-116)*	included
Deflector	standard	standard	standard
Turning radius	46 cm	46 cm	46 cm
Wheels (f / r)	15" x 6" / 20" x 8"	15" x 6" / 20" x 8"	15" x 6" / 20" x 8"
Measurements (approx.)	L 170 / W 130** / H 100 cm	L 170 / W 139*** / H 100 cm	L 170 / W 139*** / H 100 cm
Weight (approx.)	150 kg	175 kg	175 kg

www.famcocorp.com

E-mail: info@famcocorp.com

@famco_group

Tel: ۰۲۱-۴۸۰۰۰۰۴۹

Fax: ۰۲۱-۴۴۹۹۴۶۴۲

تهران، کیلومتر ۲۱ بزرگراه لشگری (جاده مخصوص کرج) page 34

روبروی پالایشگاه نفت پارس، پلاک ۱۲

NEW



2000m²



LG 200 H	
Cutting width	107 cm
Cutting height adjustment	5 positions, 30-95 mm
Engine	B&S Intek, 2 cylinders
Rated power (kW / min ⁻¹)	12,5 / 2800
Fuel capacity (approx.)	3,8 l
Transmission	Hydrostatic
Grass catcher	available as accessory (art.no. OEM-190-180A)*
Mulch kit	included
Deflector	standard
Turning radius	46 cm
Wheels (f / r)	15" x 6" / 20" x 8"
Measurements (approx.)	L 170 / W 139*** / H 100 cm
Weight (approx.)	175 kg



* Please find more detailed information about accessories on page 34
 *** without deflector 115 cm



www.famcocorp.com
 E-mail: info@famcocorp.com
 @famco_group

Tel: ۰۲۱-۴۸۰۰۰۰۴۹
 Fax: ۰۲۱-۴۴۹۹۴۶۴۲

تهران، کیلومتر ۲۱ بزرگراه لشگری (جاده مخصوص کرج)
 روبروی پالایشگاه نفت پارس، پلاک ۱۲

With rear discharge



	LE 130	LE 155 H
Cutting width	92 cm	92 cm
Cutting height adjustment	5 positions, 30-95 mm	5 positions, 30-95 mm
Engine	MTD, 1 cylinder	B&S PB, 1 cylinder
Rated power (kW / min ⁻¹)	6,3 / 2800	9,2 / 2800
Fuel capacity (approx.)	3,8 l	3,8 l
Transmission	Transmatic	Hydrostatic
Grass catcher (approx.)	240 l	240 l
Mulch kit	available as accessory (art.no. 196-749-678)*	available as accessory (art.no. 196-749-678)*
Deflector	available as accessory (art.no. 196-750-678)*	available as accessory (art.no. 196-750-678)*
Turning radius	46 cm	46 cm
Wheels (f / r)	15" x 6" / 18" x 9,5"	15" x 6" / 18" x 9,5"
Measurements (approx.)	L 225** / W 99 / H 103 cm	L 225** / W 99 / H 103 cm
Weight (approx.)	195 kg	195 kg



	LN 155	LN 175 H
Cutting width	105 cm	105 cm
Cutting height adjustment	5 positions, 30-95 mm	5 positions, 30-95 mm
Engine	B&S PB, 1 cylinder	B&S PB, 1 cylinder
Rated power (kW / min ⁻¹)	8,9 / 2600	8,9 / 2600
Fuel capacity (approx.)	3,8 l	3,8 l
Transmission	Transmatic	Hydrostatic
Grass catcher (approx.)	240 l	240 l
Mulch kit	available as accessory (art.no. 196-749-678)*	available as accessory (art.no. 196-749-678)*
Deflector	available as accessory (art.no. 196-750-678)*	available as accessory (art.no. 196-750-678)*
Turning radius	46 cm	46 cm
Wheels (f / r)	15" x 6" / 18" x 9,5"	15" x 6" / 18" x 9,5"
Measurements (approx.)	L 225** / W 110 / H 103 cm	L 225** / W 110 / H 103 cm
Weight (approx.)	198 kg	198 kg

www.famcocorp.com

E-mail: info@famcocorp.com

* Pl @famco_group

** Without grass catcher 130 cm

Tel: ۰۲۱-۴ ۸ ۰ ۰ ۰ ۰ ۴ ۹

Fax : ۰۲۱ - ۴۴۹۹۴۶۴۲

تهران، کیلومتر ۲۱ بزرگراه لشگری (جاده مخصوص کرج)

روبروی پالایشگاه نفت پارس، پلاک ۱۲

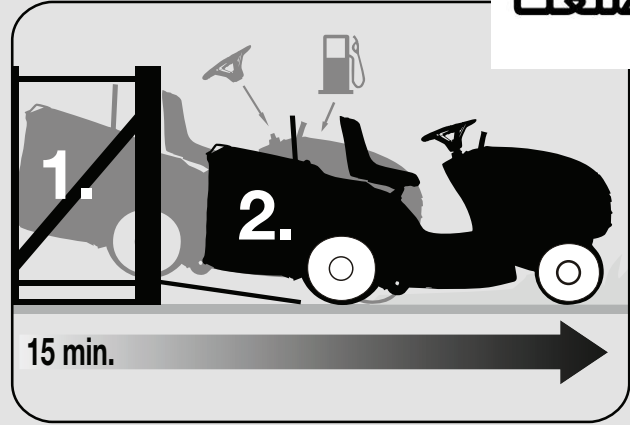


LN 200 H

Cutting width	105 cm
Cutting height adjustment	5 positions, 30-95 mm
Engine	B&S Intek, 2 cylinders
Rated power (kW / min ⁻¹)	11,6 / 2600
Fuel capacity (approx.)	3,8 l
Transmission	Hydrostatic
Grass catcher (approx.)	240 l
Mulch kit	available as accessory (art.no. 196-749-678)*
Deflector	available as accessory (art.no. 196-750-678)*
Turning radius	46 cm
Wheels (f / r)	15" x 6" / 18" x 9,5"
Measurements (approx.)	L 225** / W 110 / H 103 cm
Weight (approx.)	198 kg

* Please find more detailed information about accessories on page 34

** without grass catcher 195 cm



MTD OPTIMA lawn tractors are operational within just a few minutes.

For example you have a full battery.

All you have to do now is:

- attach the steering wheel (tools are included in the delivery)
 - insert the seat and screw tight
 - connect the two battery cables
 - mount the pre-assembled grass catcher (for MTD OPTIMA lawn tractors with rear discharge)
 - fill up with fuel, check oil levels and top up oil if necessary.
- This saves you time and reduces the effort to start up your lawn tractor for the first time to a minimum.





Get on and go!

MTD RIDE-ON MOWERS

Our ride-on mowers are really versatile: They can optionally bag, discharge or mulch the clippings. They are ideal for gardens where the use of a tractor is restricted by flowerbeds, bushes or other obstacles. They are attractive in design and easy to operate. You can effortlessly mow your lawn sitting down – even gardens with plenty of corners are no problem.

Thanks to their small dimensions they are manoeuvrable and compact and after use they can be stored in a space saving way.

MTD ride-on mowers take up barely more space in storage than a comparable walk-behind mower. The MTD ride-on mowers with rear discharge can also be stored in a space saving way by easily removing the grass catcher.



170cm | 170cm



تهران، کیلومتر ۲۱ بزرگراه لشگری (جاده مخصوص کرج)

روبروی پالایشگاه نفت پارس، پلاک ۱۲

www.famcocorp.com

E-mail: info@famcocorp.com

@famco_group

Tel: ۰۲۱-۴۸۰۰۰۰۴۹

Fax: ۰۲۱-۴۴۹۹۴۶۴۲

INNOVATION 2013

MTD SMART RIDE-ON MOWERS

with rear discharge



Large grass catcher



Laterally displaced deck allows mowing close to edges



Step through frame makes getting on and off extremely comfortable



The cutting height can be adjusted between 38 and 95 mm in 5 positions



„Shift-on-the-go“ transmatic transmission with 6 gears



Adjustable seat

The benefits at a glance

- + Compact and manoeuvrable
- + Attractive design
- + Space saving storage thanks to small dimensions
- + Laterally displaced deck allows mowing close to edges
- + Fit through any normal garden gate
- + Grass catcher included in delivery



	MiniRider 60 RD	MiniRider 60 RDE
Cutting width	60 cm	60 cm
Cutting height adjustment	5 positions, 38-95 mm	5 positions, 38-95 mm
Engine	B&S, 1 cylinder	B&S, 1 cylinder
Start	pull	electric
Fuel capacity (approx.)	1,2 l	1,2 l
Transmission	Transmatic	Transmatic
Grass catcher	150 l	150 l
Mulch kit and deflector	available as accessory (art.no. 196-707-678)*	available as accessory (art.no. 196-707-678)*
Turning radius	46 cm	46 cm
Wheels (f / r)	13" x 5" / 16" x 6,5"	13" x 5" / 16" x 6,5"
Measurements (approx.)	L 192* / W 83 / H 112 cm	L 192* / W 83 / H 112 cm

Weight www.famcocorp.com

E-mail: info@famcocorp.com

* Please @famco_group

Tel: +91-48000049

Fax: +91-44994642

تهران، کیلومتر ۲۱ بزرگراه لشگری (جاده مخصوص کرج)

روبروی پالایشگاه نفت پارس، پلاک ۱۲

MTD OPTIMA RIDE-ON MOWER

with side discharge

The MiniRider 76 SD features a 420 cm³ MTD tractor engine and combines all the advantages of a ride-on mower with the performance of a lawn tractor. The level indicator allows you to monitor the large 4.9-litre fuel tank conveniently at any time. The Transmatic transmission with 6 different drive settings allows you to

change gear easily while on the move, making the MiniRider 76 SD an extremely smooth ride. The step-through frame has no pedals or switches to get in the way, which means getting on and off is even easier and safer.



The benefits at a glance

- + Mulch kit inclusive
- + Powerful MTD engine with a displacement of 420 cm³
- + Convenient electric start
- + Transmatic transmission with 6 gears
- + Floating deck
- + Laterally displaced deck allows mowing close to edges
- + Compact design
- + Very small turning radius of 46 cm

MiniRider 76 SD	
Cutting width	76 cm
Cutting height adjustment	5 positions, 38-95 mm
Engine	MTD, 1 cylinder
Start	electric
Fuel capacity (approx.)	4,9 l
Transmission	Transmatic
Grass catcher	available as accessory (art. no. 19A30014OEM)*
Mulch kit and deflector	standard
Turning radius	46 cm
Wheels (f / r)	13" x 5" / 16" x 6,5"

Measurements (approx.) L 157 cm / W 98 cm / H 112 cm

W www.famcocorp.com

E-mail: info@famcocorp.com

* F [@famco_group](https://www.instagram.com/famco_group)

Tel: +91-48000049

Fax: +91-44994642

تهران، کیلومتر ۲۱ بزرگراه لشگری (جاده مخصوص کرج)

روبروی پالایشگاه نفت پارس، پلاک ۱۲

When manoeuvrability and time matter

MTD OPTIMA ZERO-TURN RIDING MOWER

The zero-turn riding mower featuring a side discharge deck combines the manoeuvrability of a zero-turn riding mower with outstanding performance and comfort. This mower is especially suitable for large lawns with trees and bushes – thanks to its extreme flexibility, the grass around these does not need to be cut separately. What's more, its compact size and zero turning radius make this mower perfect for manoeuvring through very tight spaces.

The benefits at a glance

- + No turning radius
- + Extremely manoeuvrable
- + Adjustable dual levers
- + Dual front caster wheels provide added manoeuvrability and stability over different terrain
- + Electric PTO for smoother deck engagement
- + Hour meter



POWERED BY
KOHLER
HYDROSTAT

	P 170 HZ-S
Cutting width	107 cm
Cutting height adjustment	6 positions, 30-95 mm
Engine	Kohler Courage, 1 cylinder
Rated power (kW / min ⁻¹)	10,2 / 2400
Fuel capacity (approx.)	11,4 l
Transmission	Hydrostatic
Grass catcher	available as accessory (art.no.: 19A700200EM)*
Mulch kit	standard
Deflector	standard
Turning radius	0 cm
Wheels (f / r)	11" x 4" / 18" x 8,5", ball bearings
Measurements (approx.)	L 175 / W 139** / H 100 cm
Weight	www.famcocorp.com

Tel: +91-48000049

Fax: +91-44994642

* Please E-mail: info@famcocorp.com

** without [@famco_group](https://www.instagram.com/famco_group)



تهران، کیلومتر ۲۱ بزرگراه لشگری (جاده مخصوص کرج)









روبروی پالایشگاه نفت پارس، پلاک ۱۲

More than mowing - custom-made accessories

ATTACHMENTS AND ACCESSORIES

By attaching our useful accessories to our MTD tractors, you can do the work around your home and garden faster and easier. Whether you want to transport, sweep or spread: Working with the convenient and robust accesso-

ries of MTD couldn't be easier. The right solution for every purpose. User-friendly, durable and inexpensive – typically MTD.

Accessories	Article-No.	MiniRider 60RD/60RDE	MiniRider 76 SD	RF 125	RG 145	RC 125	RE 125 RE 130 H	RN 145	LF 130 LG 155	LG 175 H	LG 200 H	LE 130 LN 155	LE 155 H LN 175 H	LN 200 H	P 170 HZ-S
Grass Bag															
	Twin Bagger without blades, capacity of 200 liter	OEM-190-180			+	+			+	+	+				
	Twin Bagger without blades, capacity of 115 liter	19A30014OEM		+											
	Twin Bagger without blades, capacity of 200 liter	19A70020OEM													+
Mulching technology															
	Mulch kit with side deflector and blades	196-707-678	+												
	Mulch kit without blades	196-749-678					+	+				+	+	+	
	Mulch kit without blades	OEM-190-116			+	+			+						
Deflector															
	Rear deflector for mowing without grass catcher	196-750-678					+	+				+	+	+	
Front Bumper															
	Front Bumper	OEM-196A603			+	+	+	+	+	+	+		+	+	

www.famcocorp.com

E-mail: info@famcocorp.com

@famco_group

Tel: ۰۲۱-۴۸۰۰۰۰۴۹

Fax: ۰۲۱-۴۴۹۹۴۶۴۲

تهران، کیلومتر ۲۱ بزرگراه لشگری (جاده مخصوص کرج)

روبروی پالایشگاه نفت پارس، پلاک ۱۲

Accessories	Article-No.	MiniRider 60RD/60RDE	MiniRider 76 SD	RF 125	RG 145	RC 125	RE 125 RE 130 H	RN 145	LF 130 LG 155	LG 175 H	LG 200 H	LE 130 LN 155	LE 155 H LN 175 H	LN 200 H	P 170 HZ-S
Lawn Roller															
	Push/Tow-Poly Lawn Roller, Ø 46 cm, working width 61 cm, polyethylene, max. weight 114 kg with water	190-228-000			+	+	+	+	+	+	+	+	+	+	+
	Tow-Poly Lawn Roller, Ø 46 cm, working width 91 cm, polyethylene, max. weight 182 kg with water	190-229-000			+	+	+	+	+	+	+	+	+	+	+
De-Thatcher															
	Tow-Tine De-Thatcher, working width 102 cm, 20 teeth (heat treated), variable pressure through loading	190-526-000			+	+	+	+	+	+	+	+	+	+	+
Lawn Aerator															
	Tow-Lawn Aerator, working width 102 cm, tines approx. 23 cm Ø, 12 spike wheels, aeration depth up to 6 cm, with transportation wheels	190-224A000			+	+	+	+	+	+	+	+	+	+	+
Lawn Sweeper															
	Tow-Lawn sweeper, working width 96 cm, hopper capacity 340 l	190-145A000			+	+	+	+	+	+	+	+	+	+	+
	Tow-Lawn sweeper, working width 107 cm, hopper capacity 340 l	190-163A000			+	+	+	+	+	+	+	+	+	+	+
Spreader															
	Tow-Broadcast spreader, weight approx. 8 kg, volume 34 kg, spread width up to 300 cm	196-031-000			+	+	+	+	+	+	+	+	+	+	+
	Fertilizer and granulate broadcast spreader, spread width up to 365 cm, volume 80 kg, weight approx. 23 kg, pneumatic tires	196-036-000			+	+	+	+	+	+	+	+	+	+	+
	Tow-Broadcast spreader, weight approx. 15 kg, volume 45 kg, spread	190-525-000			+	+	+	+	+	+	+	+	+	+	+

www.famcocorp.com

E-mail: info@famcocorp.com









@famco_group

Tel: +91-48000049

Fax: +91-44994642

تهران، کیلومتر ۲۱ بزرگراه لشگری (جاده مخصوص کرج)

روبروی پالایشگاه نفت پارس، پلاک ۱۲

Accessories	Article-No.	MiniRider 60RD/60RDE	MiniRider 76 SD	RF 125	RG 145	RC 125	RE 125 RE 130 H	RN 145	LF 130 LG 155	LG 175 H	LG 200 H	55	30	55 H 75 H	00 H	0 HZ-S
Dump Cart																
	Transport trailer, dump cart, polypropylene, tailgate detachable, max. capacity 227 kg, size approx. L:105 x W:75 x H:27 cm, weight approx. 27 kg	190-236A000			+	+	+	+	+	+	+	+	+	+	+	+
	Transport trailer, dump cart, steel, tailgate detachable, max. capacity 227 kg, size approx. L:97 x W:76 x H:30 cm, weight approx. 37 kg	190-223B000			+	+	+	+	+	+	+	+	+	+	+	+
Garden Cart																
	Garden cart, capacity 50 kg, volume 150 l, polypropylene / fabric, measurements approx. 125 x 80 cm, weight approx. 10 kg	196-327-600	+	+	+	+	+	+	+	+	+	+	+	+	+	+
Sprayer																
	Tow-Sprayer, volume 95 l, output 6,8 l/min, weight approx. 20 kg	190-537-000			+	+	+	+	+	+	+	+	+	+	+	+
Dozer Blade																
	Dozer blade without rubber lip for winter use, 117 cm	OEM-190-833			+	+	+	+	+	+	+	+	+	+	+	+
	Rubber Lip for Dozer Blade 117 cm	196-718-678			+	+	+	+	+	+	+	+	+	+	+	+
Tire Chains																
	1 set of tire chains 18" x 6,5", with spacers	196-664-643			+		+	+								
	1 set of tire chains 18" x 9,5", with spacers	196-898A699							+					+	+	+

www.famcocorp.com

E-mail: info@famcocorp.com

@famco_group

Tel: +91-48000049

Fax: +91-44994642

تهران، کیلومتر ۲۱ بزرگراه لشگری (جاده مخصوص کرج)

روبروی پالایشگاه نفت پارس، پلاک ۱۲



Accessories	Article-No.	MiniRider 60RD/60RDE	MiniRider 76 SD	RF 125	RG 145	RC 125	RE 125 RE 130 H	RN 145	LF 130 LG 155	LG 175 H	LG 200 H	130 155	55 H 75 H	200 H	70 HZ-S
1 set of tire chains 20" x 8", with spacers	196-658-699				+				+	+	+				

Push Spreader



Spreader
- Loading capacity:
approx. 23 kg
- Hopper: polyethylene
- Spread width:
approx. 100 - 220 cm
- Transmission: wheel

190-701-000



Spreader
- Loading capacity:
approx. 59 kg
- Hopper: polyethylene
- Spread width:
approx. 300 - 365 cm
- Transmission: wheel

190-454A000

Prepared for the onset of winter

LAWN TRACTOR

with winter equipment

Clear snow and ice from paths and driveways quickly and easily by using winter equipment for lawn tractors with rear or side discharge. The laborious task of clearing snow is now a thing of the past thanks to a snow plough blade measuring 117 cm wide that can be easily lifted or lowered from the driving seat. Prevent damage to the ground at the same time by

using the compatible rubber lip. Our snow chains also provide maximum traction at all times and ensure you do not skid on icy surfaces. One of our trailer spreaders can also be used for additional support when clearing snow and ice.

Spreader



Tire Chains

Dozer blade with rubber lip

The perfect cut!

MTD HEDGE SHEARS

Save power while working in every cutting situation

It is easy to get the perfect cut using the MTD hedge shears. Their low weight and cutting widths of up to 61 cm save power and are easy on the joints while working in all the cutting situations.

Thanks to the motor power of up to 600 watts, the electric MTD hedge shears are the optimal solution for cutting medium sized hedges effectively. Both the models are provided with a quick-stop function which stops the blade in less than 0.5 seconds and hence ensures work safety at all times. In addition to the two electric models, the new petrol-operated hedge shear with its pivotable handle and a powerful 2-stroke motor is impressive.

The ergonomic design and the ideally balanced centre of gravity guarantees comfortable use. The laser cutted and diamond-grinded blades ensure an excellent cutting profile.



ELECTRIC HEDGE SHEARS



The benefits at a glance

- + Lightweight
- + Ergonomic design
- + Dual action blade
- + Blade stopping time < 0,5 seconds
- + Model HT 55 B with turnable handle

	HT 51 E	HT 61 E
Cutting width	51 cm	61 cm
Tooth aperture width	16 mm	16 mm
Motor power	520 Watt, 230 V	600 Watt, 230 V
Blade stop	< 0,5 sec	< 0,5 sec
Anti-block system	Yes	Yes
Weight (approx.)	3,1 kg	4,1 kg

PETROL HEDGE SHEAR



	HT 55 B
Cutting width	55 cm
Tooth aperture width	28 mm
Engine	2-cylce, 24,5 cm³
Engine power	0,85 kW / 9500 min ⁻¹
Blade stop	< 0,5 sec

www.famcocorp.com
E-mail: info@famcocorp.com
@famco_group

Tel: ۰۲۱-۴۸۰۰۰۰۴۹
Fax: ۰۲۱-۴۴۹۹۴۶۴۲

تهران، کیلومتر ۲۱ بزرگراه لشگری (جاده مخصوص کرج)
روبروی پالایشگاه نفت پارس، پلاک ۱۲

Clear lines

EDGER

For whole variety of edges

Are your paths and borders overgrown? No problem - MTD edger quickly and efficiently remove overgrowth. Edges of flowerbeds, flagstones, paths or walls are cut cleanly; your garden will look perfect.



The benefits at a glance

- + Edger with 23 cm edge blade
- + 3 way edging ability: edge, bevel and trim
- + Steel frame
- + Individually adjustable curb wheel offers versatility regardless of curb height or shape
- + Rotating head allows three different angles for precise bevel cuts
- + Foldable handle saves time and space making the unit easy to set up and to store or transport



550 G

Engine	B&S 450
Starter	pull
Displacement	148 cm ³
Fuel capacity	0,8 l
Edging depth	6 positions, max. 5,75 cm
Bevel adjustment	3 positions, angle adjustable
Curb wheel	standard
Blades	23 cm diameter, steel - Dual Tip

Wheels (ff / r) 180 mm / 200 mm

Handle www.famcocorp.com

Weight E-mail: info@famcocorp.com

@famco_group

Tel: ۰۲۱-۴ ۸ ۰ ۰ ۰ ۰ ۴ ۹

Fax : ۰۲۱ - ۴۴۹۹۴۶۴۲

تهران ، کیلومتر ۲۱ بزرگراه لشگری (جاده مخصوص کرج)

روبروی پالایشگاه نفت پارس ، پلاک ۱۲





For a perfect finish!

TRIMMER/BRUSHCUTTERS

With electric or petrol engine

MTD offers a wide range of trimmers and brushcutters with electric or petrol engine.

The trimmers and brushcutters are equipped with the Tap Feed system which readjusts the length of the cutting string by pressing it on the ground. The spool can be replaced easy and quick.

Many models also include the clutch system for TrimmerPlus attachments. So your trimmer turns easily into a pole saw, a hedge trimmer, a cultivator or a blower.



Advantages of a 4-cycle-engine compared to a 2-cycle-engine:

- Cleaner emissions
- High efficiency due to OHV technology
- Odourless because of low oil combustion
- Easy to use – easy starting process
- Quieter than a 2-cycle engine
- No Mixing of petrol and oil



With the starting system “AST”, starting a two-stroke engine with a rope is very easy. The “Advanced Starting Technology” (AST) has a coil spring which facilitates the starting process - you only have to pull the rope smoothly and easily. The engine will start at its own

TrimmerPlus.

Clutch system for attachments such as a cultivator or a branch saw; in the twinkling of an eye the TrimmerPlus turns into a diversely usable garden equipment system



FULLCRANK ENGINE

The MTD brushcutters 827, 827 M, 1033 and 1043 are equipped with a full crank engine which offers the

- Less vibration
- Longer engine life
- Smaller telescopic

www.famcocorp.com

E-mail: info@famcocorp.com

@famco_group

Tel: ۰۲۱-۴۸۰۰۰۰۴۹

Fax: ۰۲۱-۴۴۹۹۴۶۴۲

تهران، کیلومتر ۲۱ بزرگراه لشگری (جاده مخصوص کرج)

روبروی پالایشگاه نفت پارس، پلاک ۱۲

Trim and edge



	ET 250	ET 350
Motor	250 W / 230 V	350 W / 230 V
Working width (Line)	25 cm	25 cm
Line	1,2 mm / Double line	1,2 mm / Double line
Handle	Standard	Telescopic Handle
Weight (approx.)	1,5 kg	2,6 kg



	ET 700	ET 1000	EB 1000
Motor	700 W / 230 V	900 W / 230 V	1000 W / 230 V
Working width (Line)	38 cm	40 cm	40 cm
Working width (Blade)	-	-	23 cm
Line	1,6 mm	2,0 mm	2,0 mm
Motor speed	8000 min ⁻¹	8000 min ⁻¹	8500 min ⁻¹
Handle	D - Handle	Loop	Loop

Weight www.famcocorp.com

E-mail: info@famcocorp.com

@famco_group

Tel: +91-48000049

Fax: +91-44994642

تهران، کیلومتر ۲۱ بزرگراه لشگری (جاده مخصوص کرج)

روبروی پالایشگاه نفت پارس، پلاک ۱۲



FULLCRANK
ENGINE

TrimmerPlus

	500	710*	827 M
Engine	MTD, 2-cycle	2-cycle	2-cycle, Full crank engine
Displacement	25 cm ³	31 cm ³	27 cm ³
Starter	AST	AST	AST
Working width (Line)	38 cm	38 cm	46 cm
Working width (Blade)	-	-	20 cm
Line	2,0 mm	2,0 mm	2,4 mm
Engine power / speed	0,67 kW / 7000 min ⁻¹	0,75 kW / 8350 min ⁻¹	0,75 kW / 8000 min ⁻¹
Fuel capacity	0,3 l	0,4 l	0,4 l
Handle	D - Handle	D - Handle	J - Handle
Weight (approx.)	4,9 kg	5 kg	6,5 kg

* As long as stocks last.



FULLCRANK
ENGINE



TrimmerPlus

FULLCRANK
ENGINE

SOLID
SHAFT

NEW

FULLCRANK
ENGINE

SOLID
SHAFT

NEW

	827	1033	1043
Engine	MTD, 2-cycle, Full crank engine	2-cycle, Full crank engine	2-cycle, Full crank engine
Displacement	27 cm ³	33 cm ³	43 cm ³
Starter	AST	Easy start	Easy start
Working width (Line)	46 cm	42 cm	42 cm
Working width (Blade)	20 cm	25,5 cm	25,5 cm
Line	2,4 mm	3,0 mm	3,0 mm
Engine power / speed	0,75 kW / 8000 min ⁻¹	1,05 kW / 8000 min ⁻¹	1,2 kW / 8000 min ⁻¹
Fuel capacity	0,4 l	0,9 l	1,2 l
Handle	Bike	Bike, solid shaft	Bike, solid shaft

www.famcocorp.com

E-mail: info@famcocorp.com

@famco_group

Tel: ۰۲۱-۴۸۰۰۰۰۴۹

Fax: ۰۲۱-۴۴۹۹۴۶۴۲

تهران، کیلومتر ۲۱ بزرگراه لشگری (جاده مخصوص کرج)

روبروی پالایشگاه نفت پارس، پلاک ۱۲



TrimmerPlus

990

Engine	MTD, 4-cycle
Displacement	29 cm ³
Starter	AST
Working width (Line)	46 cm
Working width (Blade)	20 cm
Line	2,4 mm
Engine power / speed	0,69 kW / 7600 min ⁻¹
Fuel capacity	0,4 l
Handle	Bike
Weight (approx.)	8 kg



TrimmerPlus®

The Extensive Plus

Our attachment program makes your trimmer still more versatile. In the twinkling of an eye it turns into a cultivator, a hedge trimmer a chainsaw or a blower.

Blower/Trimmer BT 720



Air flow velocity up to 230 km/h. Two functions with one tool.

Hedge trimmer AH 720



Length approx. 41 cm, replaceable blades for vibration-free working, adjustable in 4 angled positions

Pole saw PS 720



Length approx. 20 cm, automatic chain lubrication, extension inclusive

Cultivator GC 720



Heat treated Ø 21 cm steel tines, heavy duty gearbox for length adjustable tine width of 45 or 60 cm



Durable and low maintenance

FRONT TINE TILLERS

Ease the work even under difficult conditions

The desire for home-grown vegetable leads to growing demands for the right cultivation equipment. MTD offers you an extensive selection for every purpose. MTD front tine tillers are characterized by power and added features. They have front mounted tines with an adjustable working width. The self-sharpening tines made of special steel cut especially deep and can thus break up the ground completely. They are durable and low in maintenance.



Foldable transport wheel

MTD Front Tine Tillers are equipped with a foldable transport wheel for easy transportation. It can conveniently be folded upwards to work with the tiller.

(Front transport wheel for models T/205 and T/245, rear transport wheel for models T/330 M and T/380 M)



Plant protection shields

The Front Tine Tillers T/245 and T/380 M are equipped with plant protection shields which keep the tines off young seedlings.

Accessories for T/330 M & T/380 M



Iron wheels

196-261-678

ideal if best possible grip is required



Lister

196-262-678

ideal plow for the toughest terrain



Potato digger

196-263-678

essential accessory for potato harvest



Wheels

196-264-678

ideal if using iron wheels is undesired



Cultivator

196-265-678

convenient accessory for tilling of fallows or to intermix compost

www.famcocorp.com

E-mail: info@famcocorp.com

@famco_group

Tel: +91-48000049

Fax: +91-44994642

تهران، کیلومتر ۲۱ بزرگراه لشگری (جاده مخصوص کرج)

روبروی پالایشگاه نفت پارس، پلاک ۱۲



The benefits at a glance

- + Direction: forward (and reverse on model T/380 M)
- + Compact design
- + 4 (2x2) self-sharpening heat treated tines made from spring steel to tackle the toughest terrain
- + 6 (2 x3) tines on model T/380 M
- + Comfortable start
- + Height-adjustable handle
- + Foldable transport wheel
- + Plant protection shields on T/245 and T/380 M
- + Adjustable working width on model T/330 M and T/380 M
- + Adjustable depth bar stake on model T/330 M and T/380 M helps anchor the tiller and adjust working speed and depth
- + Fixed depth bar stake on model T/205 and T/245

	T/205	T/245
Working width	40 cm	61 cm
Engine	MTD ThorX 45, 139 cm ³	MTD ThorX 55, 173 cm ³
Rated power (kW / min ⁻¹)	2,0 / 3000	3,3 / 3600
Rotating direction	forward	forward
Fuel capacity	1,25 l	1,4 l
Tines	4 (2x2)	4 (2x2)
Tine - Diameter	30,5 cm	30,5 cm
Tine extensions	-	-
Tine speed (min ⁻¹)	120	120
Transportation wheel	180 mm, front	180 mm, front
Weight (approx.)	34 kg	36 kg



	T/330 M	T/380 M
Working width	33 / 61 cm	33 / 61 / 81 cm
Engine	MTD ThorX 55 H, 179 cm ³	MTD ThorX 55 H, 179 cm ³
Rated power (kW / min ⁻¹)	3,1 / 3600	3,1 / 3600
Rotating direction	forward	forward / reverse
Fuel capacity	2,2 l	2,2 l
Tines	4 (2x2)	6 (2x3)
Tine - Diameter	30,5 cm	30,5 cm
Tine extensions	-	standard, 3 positions variable
Tine speed (min ⁻¹)	137	137
Transportation wheel	200 mm, rear	200 mm, rear
Weight (approx.)	45 kg	58 kg



www.famcocorp.com
 E-mail: info@famcocorp.com
 @famco_group

Tel: +91-48000049
 Fax: +91-44994642

تهران، کیلومتر ۲۱ بزرگراه لشگری (جاده مخصوص کرج)
 روبروی پالایشگاه نفت پارس، پلاک ۱۲



Ground breaking performance

REAR TINE TILLERS

Ease the work even under difficult conditions

MTD rear tine tillers have a tine unit mounted behind the axle. Important safety aspect: The housing covers the blades completely and is fitted covers on the sides. This way you achieve an even and fine ground surface. The self-cleaning tines made of special steel are wear-resistant and self-sharpening. Excellent results even on difficult ground – these MTD machines will do the work for you.

Dual-Direction of model T/450



Dual-Direction

- Forward and reverse gear
- Two tine turning directions: forward rotation for loosening ground and reverse rotation for breaking up hard soil.



	T/405 M	T/450
Working width	45 cm	46 cm
Engine	MTD ThorX 65, 208 cm ³	B&S, 900 Series, 205 cm ³
Rated power (kW / min ⁻¹)	3,9 / 3600	4,0 / 3600
Rotating direction	reverse	forward / reverse
Gear	forward / reverse	forward / reverse
Fuel capacity	2,2 l	2,2 l
Tines	4 (2x2)	4 (2x2)
Tine - Diameter	30 cm	33 cm
Tine extensions	-	-
Tine speed (min ⁻¹)	218	257 / 175
Wheels	330 mm	355 mm
Weight (approx.)	72 kg	105 kg

The benefits at a glance

T/405 M:

- + Direction: forward and reverse
- + Counter rotating rear tines for deep digging up
- + 16 self-sharpening heat treated tines made of spring steel to tackle the toughest terrain
- + 3 positions handle height adjustment

T/450:

- + Forward and reverse gear
- + Drive and tine turning direction centrally adjustable at handle
- + Chain reduction drive with a permanently sealed chain case for years of maintenance-free operation
- + 4 (2x2) self-sharpening heat treated tines made from spring steel to tackle the toughest terrain
- + Continuously height adjustable handle for ergonomical and safe working

www.famcocorp.com

E-mail: info@famcocorp.com

@famco_group

Tel: +91-48000049

Fax: +91-44994642

تهران، کیلومتر ۲۱ بزرگراه لشگری (جاده مخصوص کرج)

روبروی پالایشگاه نفت پارس، پلاک ۱۲

Tilling by yourself

CULTIVATOR

Ideal to prepare the soil for sowing

The MTD electric cultivator T 30 E is the perfect gardening tool for loosening up and aerating soil. It consists of 4 rotor tines with a diameter of 230 mm. Equipped with a 1400 watt electric motor and a working width of 30 cm, it helps you loosen up even the most compacted soil without destroy-

ing the natural stratification. Robust wheels guarantee easy guidance. The electric cultivator from MTD has a foldable handle, an integrated carry handle, and an aluminium transmission case.

The benefits at a glance

- + Forward gear
- + Compact design
- + 4 (2x2) self-sharpening heat treated tines
- + Handle height adjustment
- + Reversible transportation wheels



	T 30 E
Working width	30 cm
Motor	1400 W / 230 V
Tines	4 (2x2)
Tine - Diameter	23 cm
Tine extensions	-
Tine speed (min ⁻¹)	400
Transportation wheels	160 mm, rear
Weight (approx.)	13 kg



Easy to use and emission-free

ELECTRIC CHAINSAWS

The high-performing electric chainsaws by MTD are the ideal equipment for all types of sawing work around the house which can be done within cord length. This includes tree trimming and the cutting-down of fruit trees, the building of an arbour in the garden, and the cutting of firewood as well as small wood and branches.

Fewer vibrations from the handle featuring a partly rubber covering, an ergonomic build, an engine casing made of fibreglass-reinforced plastic as well as a slim, well-balanced body are additional deciding factors that speak for an electric chainsaw.



	ECS 18/35	ECS 20/40
Motor	1800 Watt	2000 Watt
Voltage	230 Volt	230 Volt
Bar length	35 cm	40 cm
Bar manufacturer	Oregon	Oregon
Chain	3/8" mini	3/8" mini
Chain manufacturer	Oregon	Oregon
Chain oil tank	0,2 l	0,2 l
Automatic chain lubrication	Yes	Yes
Cutter guard	Inclusive	Inclusive
Weight (approx.)	4 kg	5,1 kg

www.famcocorp.com

E-mail: info@famcocorp.com

@famco_group

Tel: +91-48000049

Fax: +91-44994642

تهران، کیلومتر ۲۱ بزرگراه لشگری (جاده مخصوص کرج)

روبروی پالایشگاه نفت پارس، پلاک ۱۲

A load of power for clean energy

PETROL-POWERED CHAINSAWS

Petrol-powered chainsaws by MTD are the ultimate helpers for woodworking in the garden or for cutting firewood. Stand-outs in terms of money for value, all models feature teeth and chain interception bolts made of metal. Special fasteners for the fuel and oil tanks can be easily opened and closed without the need for tools. An anti-vibration system

makes work ergonomical and less tiring and enables optimal command of the device. The MTD Top-Handle chainsaw GCS 25/30 T is specially suitable for operation on trees. The handle is placed directly on the engine block. Combined with a bar length of 30 cm it is very compact and can be used even in places which are difficult to reach.

Top-Handle Chainsaw



	GCS 25/30T	GCS 38/35
Engine	2-cycle	2-cycle
Displacement	25,4 cm ³	37,7 cm ³
Engine power	0,9 kW / 11000 min ⁻¹	1,45 kW / 11000 min ⁻¹
Starting system	Auto Choke	Auto Choke
Fuel capacity	0,2 l	0,4 l
Bar length	30 cm	35 cm
Bar manufacturer	Oregon	Carlton
Chain	3/8" mini	3/8" mini
Chain manufacturer	Oregon	Carlton
Oil tank capacity (approx.)	0,15 l	0,4 l
Automatic chain lubrication	Yes	Yes
Cutter guard	Inclusive	Inclusive
Weight (approx.)	3,2 kg	5,5 kg



	GCS 46/40	GCS 50/45
Engine	2-cycle	2-cycle
Displacement	46,4 cm ³	49,9 cm ³
Engine power	1,9 kW / 11500 min ⁻¹	2,2 kW / 11500 min ⁻¹
Starting system	Auto Choke	Auto Choke
Fuel capacity	0,4 l	0,4 l
Bar length	40 cm	45 cm
Bar manufacturer	Oregon	Oregon
Chain	3/8" mini	3/8" mini
Chain manufacturer	Oregon	Oregon
Oil tank capacity (approx.)	0,4 l	0,4 l
Automatic chain lubrication	Yes	Yes
Cutter guard	Inclusive	Inclusive
Weight (approx.)	5,5 kg	5,5 kg

Preparation and Safety

Especially when it comes to chainsaws, MTD places great importance on safety. Easy-to-understand symbols on the device support its handling. The bright red colour makes this equipment well visible at all times. Of course, all the devices also feature the GS label (for proven safety).

Before use, MTD recommends you seek professional advice. Today, many organisations, such as DEULA, provide courses on woodworking. It is also important to remember to wear protective clothing and footwear with each use, in addition to hearing and face protection. Petrol-powered chainsaws create poisonous emissions as soon as the engine is started, which could be odourless and invisible. Therefore, never use petrol-powered chainsaws in enclosed or poorly aired spaces. The surface of the working area should also be checked in advance, as dampness and snow, for instance, and icy declines on uneven terrain or freshly stripped wood (bark) are

www.famcocorp.com

E-mail: info@famcocorp.com

@famco_group

Tel: +91-48000049

Fax: +91-44994642

تهران، کیلومتر ۲۱ بزرگراه لشگری (جاده مخصوص کرج)

روبروی پالایشگاه نفت پارس، پلاک ۱۲

Vacuums, blows, chops

CHIPPER VACS/BLOWER

Say goodbye to autumn leaves

No matter how much leaves you have to pick up, MTD offers you the right machine. Our chipper vacs help to keep your garden clean without any effort. The powerful vacuum which is generated by internal rotating blades picks up leaves and litter from the ground, grinds them into particles to achieve the greatest possible collection volume and finally leads them into the collector bag. And no matter which size you decide for - the collector bag is easy to empty in any case.

Our blowers with 4-cycle engine and airflow volume of up to 240 km/h make cleaning up your property easy. They do not

only remove leaves but also litter quickly and easy and thus they can be used throughout the year. Do you want to clean a larger area from leaves and litter and at the same time save your back? Then, the MTD backpack blowers are what you are looking for. The backpack design and the padded hip belt reduce operator fatigue, fit the shape of your hips and reduce pressure points.



The benefits of model 202 at a glance

- + Self propelled chipper vacs enable more comfortable work
- + Pneumatic tires enhance manoeuvrability and stability
- + Dual front lockable caster wheels enable to drive around obstacles easily
- + 106 litre bag and safety goggles included
- + Two chipping blades of hardened steel
- + Shredder function
- + Ergonomic handle
- + Separate branch feeder

	Model 202
Engine	B&S OHV PB, 800 Series
Tine speed	3600 min ⁻¹
Chipper capacity	5 cm
Safety goggles	included
Working width	60 cm
Fuel capacity	3 l
Catching bag	up to 106 l
Hose kit	available as accessory (art.no. OEM-290-005)
Shredder function	standard

www.famcocorp.com
E-mail: info@famcocorp.com
@famco_group

Tel: ۰۲۱-۴۸۰۰۰۰۴۹
Fax: ۰۲۱-۴۴۹۹۴۶۴۲

تهران، کیلومتر ۲۱ بزرگراه لشگری (جاده مخصوص کرج)
روبروی پالایشگاه نفت پارس، پلاک ۱۲



NEW



NEW

The benefits of model BV 2500 E and model BV 3000 G at a glance

- + Alternatively leaves absorbing or blowing away
- + Volume reduction ratio of up to 10:1



	BV 2500 E	BV 3000 G
Motor / engine	electric	2-cycle
Voltage	230 Volt	-
Motor / engine power	2500 Watt	0,75 kW
Engine speed	14000 min ⁻¹	8000 min ⁻¹
Displacement	-	25 cm ³
Fuel capacity	-	0,4 l
Starter	-	Easy start
Max. Air speed	up to 270 km/h	up to 165 km/h
Max. Air volume	up to 15 m ³ / min	up to 11 m ³ / min
Reduction ration	up to 10:1	up to 10:1
Collector bag	45 l	40 l
Weight (approx.)	3,9 kg	7 kg



The benefits of model SC 4 at a glance

- + Handheld, compact petrol suitcase blower
- + Anti-vibration comfort grip
- + Lightweight aluminium crankcase
- + Heavy-duty fan for durable and powerful work

The benefits of model MT 32 BPB at a glance

- + Padded harness for convenient use
- + Cleans up leaves quickly and easy
- + Single-hand operation
- + Up to 240 km/h airflow

	SC 4	MT 32 BPB
Engine	MTD, 4-cycle	MTD, 4-cycle
Engine power	0,75 kW	0,84 kW
Engine speed	7800 min ⁻¹	7000 min ⁻¹
Start	AST	AST
Displacement	25,2 cm ³	32 cm ³
Fuel capacity	0,4 l	0,9 l
Max. Air speed	up to 240 km/h	up to 240 km/h
Max. Air volume	up to 12 m ³ / min	up to 13,5 m ³ / min
Harness	-	padded harness

Weight www.famcocorp.com

E-mail: info@famcocorp.com

@famco_group

Tel: +91-48000049

Fax: +91-44994642

تهران، کیلومتر ۲۱ بزرگراه لشگری (جاده مخصوص کرج)

روبروی پالایشگاه نفت پارس، پلاک ۱۲



INNOVATION 2013

Your garden waste will simply disappear!

PETROL CHIPPER/SHREDDERS

Powerful shredding

The new MTD chipper/shredders 450 and 475 really make a good job of it: they reduce the volume of green waste, no matter whether this is made up of small branches, bushes or garden debris, and turn it into valuable compost and mulching material. They conform to the newest standards and safety requirements. The versatile petrol chipper/shredders have two separate feed options: a large drop-in hopper for small branches and debris as well as a dedicated chipper chute for larger branches. The casings and hoppers are made of steel and are very robust. In addition, model 475 has a chipper chute made of plastic for feeding.

They are not necessarily heavy. The reliable and powerful engines drive the hardened premium blades in the chipping mechanism so hard that they can easily process branches of thicknesses between 38 and 50 mm. The mechanism has no problem with fallen leaves, garden rubbish and hedge clippings. Even when wearing thick gloves, transport is made easy by a large and stable handle on top of the hopper as well as pneumatic tires. The scope of delivery consists of protective glasses and a large collecting bag with a capacity of 90 litres.

The benefits at a glance

- + Ideal for every garden
- + Powerful
- + Easy to transport
- + Specially hardened self cleaning steel blades

www.famcocorp.com

E-mail: info@famcocorp.com

@famco_group

Tel: +91-48000049

Fax: +91-44994642

تهران، کیلومتر ۲۱ بزرگراه لشگری (جاده مخصوص کرج)

روبروی پالایشگاه نفت پارس، پلاک ۱۲



NEW



NEW

	450	475
Engine	B&S OHV PB, 800 Series	B&S OHV PB, 1150 Series
Chipper capacity	3,8 cm	5 cm
Volume reduction ratio	up to 10:1	up to 10:1
Safety goggles	included	included
Blade system	double	double
Filling hopper	twice	twice
Soft bag	90 l	90 l
Wheels	254 mm x 100 mm, pneumatic	254 mm x 100 mm, pneumatic
Weight (approx.)	95 kg	97 kg



Powerful and reliable B&S engines



Easy transport thanks to the stable and large handle and pneumatic tires



Specially hardened self cleaning steel blades



Safety goggles included to protect your eyes



Two separate feed options: a large drop-in hopper for small branches and debris as well as a dedicated chipper chute for



Easy transport of the shredded material thanks to the large

www.famcocorp.com
E-mail: info@famcocorp.com
@famco_group

Tel: ۰۲۱-۴۸۰۰۰۰۴۹
Fax: ۰۲۱-۴۴۹۹۴۶۴۲

تهران، کیلومتر ۲۱ بزرگراه لشگری (جاده مخصوص کرج)
روبروی پالایشگاه نفت پارس، پلاک ۱۲



Powerful

LOG-SPLITTER

Turn a chilly winter's day into warm moments by the fireside

Who does not like it to comfortably sit by the warming fireside in winter while it is really cold outside? When log splitting is as easy as with the new log splitter of MTD, this is even more fun.

The replaceable cutting wedge and the powerful Briggs & Stratton engine enable to split pieces of wood with a maximum log size of up to 63,5 cm. With a tonnage of 25 t the MTD log-splitter easily does the work. The 2 hand operating system ensures safe working at any time.



LS 550

Engine	B&S 650 Series
Start	pull
Max. log size	63,5 cm
Tonnage	25 t
Cutting wedge	replaceable
Operation	horizontal

W www.famcocorp.com

W E-mail: info@famcocorp.com

@famco_group

Tel: ۰۲۱-۴۸۰۰۰۰۴۹

Fax: ۰۲۱-۴۴۹۹۴۶۴۲

تهران، کیلومتر ۲۱ بزرگراه لشگری (جاده مخصوص کرج)

روبروی پالایشگاه نفت پارس، پلاک ۱۲

MTD SNOW THROWER

For everyday use

Even in winter you are ideally equipped with MTD snow throwers, which considerably ease snow-clearing. Our two stage snow throwers with wheel drive or track drive are perfect for clearing medium-sized and large areas. Choose from a extensive range the machine that best suits your needs. But also for small areas MTD offers with the single stage snow thrower the perfect machine for everyday use.

In our extensive range you can find the following snow throwers:



single stage snow thrower



two stage snow throwers



two stage snow thrower with track drive

With clearing widths from 53 cm to 76 cm and intake heights from 28 cm to 53 cm you can clear snow in the twinkling of an eye and spend less time in the cold. All MTD Snow Throwers are equipped with a powerful MTD SnowThorX engine. They provide rated powers from 2,2 kW up to 7,4 kW at 3600 min⁻¹. In addition, all two stage snow throwers are equipped with MTD's unique „Xtreme-Auger“.




Please find more detailed information in the MTD Snow Thrower Catalogue.

Your parts specialist for gardening and forest equipment

- every common brand
- in reliable MTD quality
- now everything at first hand
- fast & available europe-wide



www.arnoldproducts.eu



www.famcocorp.com

E-mail: info@famcocorp.com

@famco_group

Tel: +91-48000049

Fax: +91-44994642

تهران، کیلومتر ۲۱ بزرگراه لشگری (جاده مخصوص کرج)

روبروی پالایشگاه نفت پارس، پلاک ۱۲

