EBS1C
AC Contactor



Function

EBS1C AC Contactor is suitable for using in the circuits of AC 50Hz or 60Hz, rated insulating voltage 660V, rated operating voltage up to 690V,rated operating voltage 380/400V in AC-3 type, rated operating current up to 95A, for making, breaking, frequently starting & controlling the AC motor. Combined with the auxiliary contact block, timer delay & mechanical interlocking device etc, it becomes the delay contactor, mechanical interlocking contactor, stardelta starter. With the thermal relay, it is combined into the electromagnetic starter. The contactor is produced according to IEC60947-4.The product is SEMKO certified.

Nomenclature

EBS 1C - 09 10 / P 5

- 5 — Frequency of coil: 5: 50Hz 6: 60HZ 7: 50/60Hz
- P — Voltage of coil:P:230V U:240V Q:380V...
- 10 — Number of auxiliary contact
- 09 — Rated operating current
- 1C — Design code
- EBS — Company code

Code of Coil

Coil voltage Us(V)	24	36	48	110	127	220	230	240	380	415	440	480	500	600	660
50Hz	B5	C5	E5	F5	G5	M5	P5	U5	Q5	N5	R5	-	S5	-	Y5
60Hz	B6	-	E6	F6	G6	M6	P6	U6	Q6	N6	R6	T6	-	S6	-
50/60Hz	B7	-	E7	F7	-	M7	P7	-	Q7	N7	R7	-	-	-	-

Specification of Coil

Type		EBS1C-09	EBS1C-12	EBS1C-18	EBS1C-25	EBS1C-32	EBS1C-40	EBS1C-50	EBS1C-65	EBS1C-80	EBS1C-95
Coil power	Pick-up (VA)	70	70	70	110	110	200	200	200	200	200
	Holding (VA)	8	8	8	11	11	20	20	20	20	20
	Power (W)	1.8~2.8	1.8~2.8	1.8~2.8	3~4	3~4	6~10	6~10	6~10	6~10	6~10

Technical Data

Type			EBS1C-09	EBS1C-12	EBS1C-18	EBS1C-25	EBS1C-32	EBS1C-40	EBS1C-50	EBS1C-65	EBS1C-80	EBS1C-95
Rated working current(Ie)	380V	AC-3	9	12	18	25	32	40	50	65	80	95
		AC-4	3.5	5	7.7	8.5	12	18.5	24	28	37	44
	660V	AC-3	6.6	8.9	12	18	21	34	39	42	49	55
		AC-4	1.5	2	3.8	4.4	7.5	9	12	14	17.3	21.3
Rated insulating voltage (Ui) V			660	660	660	660	660	660	660	660	660	660
Conventional heating current (Ith)A			20	20	32	40	50	60	80	80	125	125
Controllable 3-phase squirrel-cage motor power(AC-3)kW		220V	2.2	3	4	5.5	7.5	11	15	18.5	22	25
		380V	4	5.5	7.5	11	15	18.5	22	30	37	45
		660V	5.5	7.5	9	15	18.5	30	33	37	45	45
AC-3	Electrical life (10^4)times		100	100	100	100	80	80	80	80	60	60
	Operation frequency (times/h)		1200	1200	1200	1200	600	600	600	600	600	600
AC-4	Electrical life (10^4)times		20	20	20	20	15	15	15	15	10	10
	Operation frequency (times/h)		300	300	300	300	300	300	300	300	300	300
Mechanical life (10^4) times			1000	1000	1000	1000	800	800	800	800	600	600
Auxiliary contact	Conventional heating current (Ith)A		10									
	Rated working voltage (Ue)V		AC 380 DC 220									
	Rated control capacity		360VA(AC-15) of 33W(DC-13)									
	Electrical life(10^4) times		100									
	Mechanical life (10^4) times		1000									
	Minimum load of making		6V 10mA									
Coil	Rated control voltage (Us) V		24,36,48,110,127,220,240,380,400 (see below the specifications of coil)									
	Operate voltage V		85%~110%Us									
	Release voltage V		20%~75%Us									
	Operate VA		70	70	70	110	110	200	200	200	200	200
	Holding VA		8	8	8	11	11	20	20	20	20	20
	Power W		1.8~2.8	1.8~2.8	1.8~2.8	3~4	3~4	6~10	6~10	6~10	6~10	6~10
Matched fuse type and current			RT16-20	RT16-20	RT16-32	RT16-40	RT16-50	RT16-63	RT16-80	RT16-80	RT16-100	RT16-125
Cable connected with terminal mm^2	Number of cable		1 2	1 2	1 2	1 2	1 2	1 2	1 2	1 2	1 2	1 2
	Soft cable		2.5 2.5	2.5 2.5	4 4	4 4	6 6	10 10	16 16	25 25	50 25	25 50
	Solid cable		4 4	4 4	6 6	6 6	10 10	16 -	25 -	25 -	50 -	50 -

www.famcocorp.com
E-mail: info@famcocorp.com
@famco_group
Tel:۰۲۱-۴۸۰۰۰۰۴۹
Fax:۰۲۱ - ۴۴۹۹۴۶۴۲
تهران، کیلومتر۲۱ بزرگراه لشگری (جاده مخصوص کرج)
روبـروی پالایشگاه نفت پارس، پلاک ۱۲

Electrical Life Curve

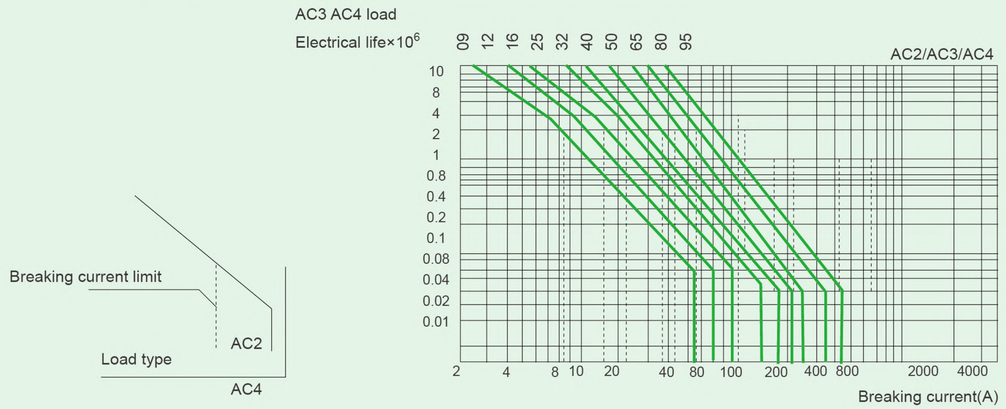

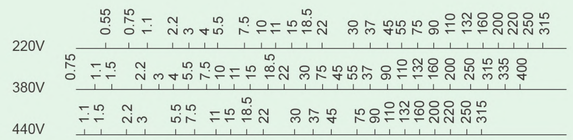

Dimensions

EBS1C-09～32 Dimensions

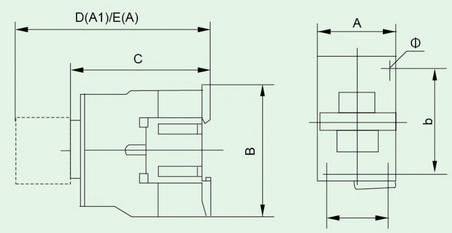

EBS1C-40～95 Dimensions

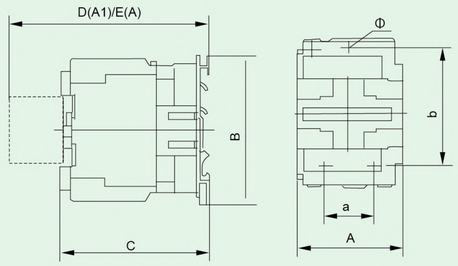

Type	A max	B max	C max	D max	E max	a	b	Φ
EBS1C-09-12	47	76	82	113	133	34/35	50/60	4.5
EBS1C-18	47	76	87	118	138	34/35	50/60	4.5
EBS1C-25	57	86	95	126	146	40	48	4.5
EBS1C-32	57	86	100	131	151	40	48	4.5
EBS1C-40~65	77	129	116	145	165	40	100/110	6.5
EBS1C-80~95	87	129	127	175	195	40	100/110	6.5

www.famcocorp.com
E-mail: info@famcocorp.com
@famco_group
Tel:۰۲۱-۴۸۰۰۰۰۴۹
Fax:۰۲۱-۴۴۹۹۴۶۴۲

A) Ambient temperature: the upper limit shall not exceed +40°C; the average value within 24 hours shall not exceed +30°C; the lower limit shall be not less than -5°C;

B) Altitude: Installation altitude shall not exceed 2000m.

C) Atmosphere conditions: Relative humidity shall not exceed 50% when the ambient temperature is +40°C. Higher relative humidity is permissible at lower temperature, for example, it can be 90% at 20°C. Special measures should be taken to address the dew occurred occasionally due to temperature changes.

D) Anti-pollution degree: Ⅲ

E) Installation category: Ⅲ

F) Installation conditions: Slant of contactor mounting surface shall not exceed ± 5°. Contactor can also be installed with TH type DIN rails of 35mm (32A and below) and 35mm or 75mm (40A and above) other than by.

G) Shock: Contactors can be installed and used in situation with frequency 2~13.2 Hz, amplitude within ± 1mm or places with frequency 13.2~100 Hz and acceleration within ± 7m/s2

EBS1C-18

EBS1C-32



EBS1C-95

3Poles							Type code
Rated operating current (AC-3) up to 400V (A)	Conventional heating current Ith (A)	Power of controlled 3-phase cage motor (AC-3) 220V 230V (kW)	380V 400V (kW)	660V 690V (kW)	Auxiliary contact		230V AC 50Hz Please contact us for other coil specifications.
9	20	2.2	4	5.5	1		1C-0910P5
					-	1	1C-0901P5
12	20	3	5.5	7.5	1	-	1C-1210P5
					-	1	1C-1201P5
18	32	4	7.5	9	1	-	1C-1810P5
					-	1	1C-1801P5
25	40	5.5	11	15	1	-	1C-2510P5
					-	1	1C-2501P5
32	50	7.5	15	18.5	1	-	1C-3210P5
					-	1	1C-3201P5
40	60	11	18.5	30	1	1	1C-4011P5
50	80	15	22	33	1	1	1C-5011P5
65	80	18.5	30	37	1	1	1C-6511P5
80	110	22	37	45	1	1	1C-8011P5
95	110	25	45	45	1	1	1C-9511P5

تهران، کیلومتر۲۱ بزرگراه لشگری (جاده مخصوص کرج)
روبـروی پالایشگاه نفت پارس، پلاک ۱۲

Accessories

EBS1C-A1

Auxiliary contact group

Nomenclature

1C - A1 / 01

- Number of contact
- Model name

EBS1C-A8

Auxiliary contact group

Nomenclature

1C - A8 / 11

- Number of contact
- Model name

EBS1C-A2

Time-delay auxiliary contact

Nomenclature

1C - A2 / T0

- Delay type
- Model name

Auxiliary contact group

Type of contact			Type Code
0	1	Top hung	1C-A1/01
1	0	Top hung	1C A1/10
0	2	Top hung	1C-A1/02
1	1	Top hung	1C-A1/11
2	0	Top hung	1C-A1/20
0	4	Top hung	1C-A1/04
1	3	Top hung	1C-A1/13
2	2	Top hung	1C-A1/22
3	1	Top hung	1C-A1/31
4	0	Top hung	1C-A1/40
1	1	Side hung	1C A8/11

Time delay auxiliary contact

Type of contact		Delay Type	Delay Scope	Type code
1	1	making time-delay	0.1~3s	1C-A2/T0
			0.1~30s	1C-A2/T2
			10~180s	1C-A2/T4
		breaking time-delay	0.1~3s	1C-A2/R0
			0.1~30s	1C-A2/R2
			10~180s	1C-A2/R4

Derivative Products of AC Contactor



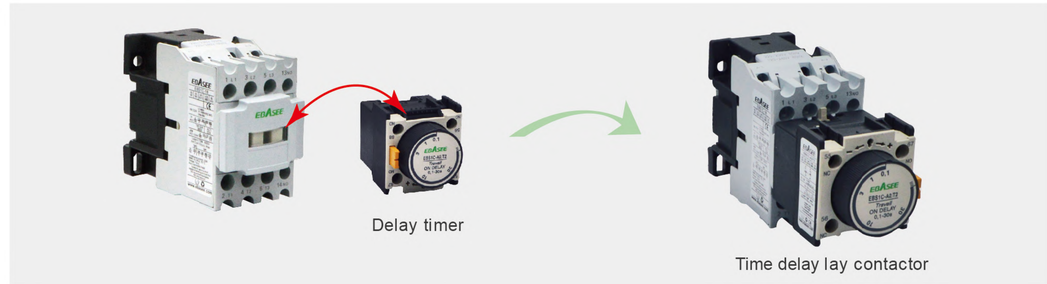





www.famcocorp.com
E-mail: info@famcocorp.com
@famco_group
Tel:۰۲۱- ۴۸۰۰۰۰۴۹
Fax:۰۲۱ - ۴۴۹۹۴۶۴۲
تهران، کیلومتر۲۱ بزرگراه لشگری (جاده مخصوص کرج)
روبـروی پالایشگاه نفت پارس، پلاک ۱۲