

## SERIE ROMA

BLOWER SAND FILTERS

- Blower filters in a single piece in high density polyethylene.
- Transparent lid or top valve, with clamp closing system.
- The clamping ring is available as spares and can be replaced without removing the sand or disassembling the interior of the filter.
- Fitted with pressure gauge, water drain, and air drainage.
- Multiport valve with six positions: filter, backwash, rinse, recirculation, waste and closed.

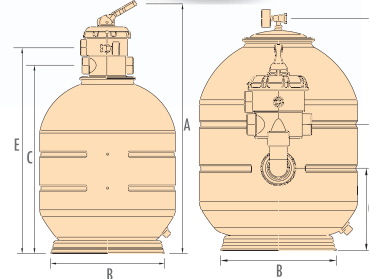
### فیلترشنی ROMA

- فیلترهای شنی Roma از قطر ۴۰۰ تا ۶۰۰ میلیمتر.
- همراه با شیر شش راه بالا و مانومتر.
- دارای لوله جهت تخلیه هوا.



CODE	TYPE	Ø	CON.	FLOW DÉBIT m³/h V=50m³/h/m²	SAND Kg	POOL m³ (fih. 8h)	DIMENSIONES				PACKING FILTER			PACKING VALVE		
							A	B	C	E	CODE	Kg GROSS	VOL. m³	CODE	Kg GROSS	VOL. m³
FEC-400-VT	top	400	1 1/2"	6	50	48	825	340	595	660	FEC-400-VT	12,0	0,186	PS-6405	(included)	
FEC-450-VT	top	450	1 1/2"	8	70	64	870	340	645	705	FEC-450-VT	14,0	0,186	PS-6405	(included)	
FEC-500-VT	top	500	1 1/2"	10	100	80	915	430	690	750	FEC-500-VT	16,0	0,243	PS-6405	(included)	
FEC-600-VT	top	600	1 1/2"	14	150	112	1015	430	790	850	FEC-600-VT	19,0	0,351	PS-6405	(included)	
FEC-400-VL	lateral	400	1 1/2"	6	50	48	610	340	235	360	FEC-400-L	11,0	0,139	PS-6103	2,3 0,011	
FEC-450-VL	lateral	450	1 1/2"	8	70	64	655	340	230	355	FEC-450-L	13,0	0,139	PS-6103	2,3 0,011	
FEC-500-VL	lateral	500	1 1/2"	10	100	80	700	430	240	365	FEC-500-L	15,0	0,195	PS-6103	2,3 0,011	
FEC-600-VL	lateral	600	1 1/2"	14	150	112	800	430	290	415	FEC-600-L	18,0	0,283	PS-6103	2,3 0,011	

These codes include the filter valve



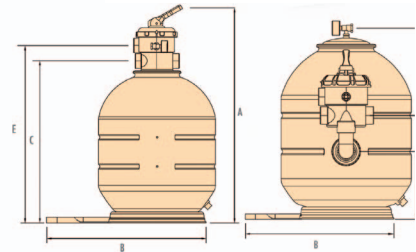

## SERIE ROMA MONOBLOCK

BLOWER SAND FILTERS

- Blower filters in a single piece in high density polyethylene.
  - Transparent lid or top valve, with clamp closing system.
  - The clamping ring is available as spares and can be replaced without removing the sand or disassembling the interior of the filter.
  - Fitted with pressure gauge, water drain, and air drainage.
  - Multiport valve with six positions: filter, backwash, rinse, recirculation, waste and closed.
  - Includes the base and the connection hose to the pump.
- Note: The pumps are NOT included in the monoblocks. They must be ordered separately.

### پکیج تصفیه ROMA

- پکیج شامل یک دستگاه پمپ سری America به همراه شاسی و یک دستگاه فیلتر شنی سری Roma و رابط خرطومی بین پمپ و فیلتر و بست و سایر اتصالات مربوطه می باشد.
- تذکر: در صورت نیاز امکان ست کردن پمپ های اسپ ۱.۵ و اسپ با فیلترهای قطر ۴۰۰ و ۴۵۰ وجود دارد.



CODE	TYPE	Ø	CON.	FLOW DÉBIT m³/h V=50m³/h/m²	SAND Kg	POOL m³ (fih. 8h)	DIMENSIONES				PACKING FILTER			PACKING VALVE		
							A	B	C	E	CODE	Kg GROSS	VOL. m³	CODE	Kg GROSS	VOL. m³
MEC-400-VT	top	400	1 1/2"	6	50	48	825	620	595	660	MEC-400-VT	13,0	0,186	PS-6405	(included)	
MEC-450-VT	top	450	1 1/2"	8	70	64	870	620	645	705	MEC-450-VT	15,0	0,186	PS-6405	(included)	
MEC-500-VT	top	500	1 1/2"	10	100	80	915	740	690	750	MEC-500-VT	17,0	0,243	PS-6405	(included)	
MEC-600-VT	top	600	1 1/2"	14	150	112	1015	740	790	850	MEC-600-VT	20,0	0,351	PS-6405	(included)	
MEC-400-VL	lateral	400	1 1/2"	6	50	48	610	620	235	360	MEC-400-L	12,0	0,139	PS-6103	2,3 0,011	
MEC-450-VL	lateral	450	1 1/2"	8	70	64	655	620	230	355	MEC-450-L	14,0	0,139	PS-6103	2,3 0,011	
MEC-500-VL	lateral	500	1 1/2"	10	100	80	700	740	240	365	MEC-500-L	16,0	0,195	PS-6103	2,3 0,011	
MEC-600-VL	lateral	600	1 1/2"	14	150	112	800	740	290	415	MEC-600-L	19,0	0,283	PS-6103	2,3 0,011	

These codes include the filter valve

www.famcocorp.com  
E-mail: info@famcocorp.com  
@famco\_group

Tel: +91-48000049  
Fax: +91-44994642

تهران، کیلومتر ۲۱ بزرگراه لشگری (جاده مخصوص کرج)  
روبروی پالایشگاه نفت پارس، پلاک ۱۲